SHENZHEN XIEZHEN ELECTRONICS CO.,LTD.

Add: Floor 2 Building E Taohuayuan
Smart and Innovation Park Bao'an Shenzhen, China
Tel: +86 755-27819400
Mail: sales@cupower.com
Fax: +86 755-27819401

CUPOWER EUROPE GMBH

Add: Ahornweg 5a, 58675 Hemer, Germany
Mail: sales@cupower.com
Europe: +49 2372 568 75 62

cupower

PRODUCT CATALOG 2023

www.cupower.com

CUPOWER

THE RIGHT CHOICE !

PROFESSIONAL · PROFICIENT · PROMINENT

CONTENT

Company Profile

About Us 01-02

Company Milestones 03-04

Our competences 05-06

Certifications 07

Technologies We Offer 08

Production and Testing Facilities 09-10

Global Setup 11-12

Product Applications 13-14

Product Specifications 15-26

EU Market

EU SELV Linear Dimming Series 27-28

SELV DALI DT8 Series 29-30

SELV DALI DT6 Series 31-32

EU SELV Linear Non-dimming Series 33-34

SELV NFC Series 35-36

SELV DIP Series 37-38

EU Non-SELV Linear Dimming Series 39-40

Non-SELV DALI DT8 Series 41-42

Non-SELV DALI DT6 Series 43

Non-SELV Industrial-grade DALI Series 44

Non-SELV 1-10V Dimming Series 45

EU Non-SELV Linear Non-dimming Series 47-48

Non-SELV Industrial-grade NFC Series 49

Non-SELV NFC Series 50

Non-SELV DIP Series 51

Non-SELV Color Temperature Series 52

EU SELV Compact Dimming Series 53-54

DALI DT8 Series 55-56

DALI DT6 Flash Series 57

DALI DT6 Independent Series 58

DALI DT6 Loop Through Series 59

DALI Removable Terminal Blocks Series 60

RD DALI DT6 Series 61

RD DALI DT8 Series 62

RD 0/1-10V Series 63

1-10V Dimming Series 64

EU SELV Compact Non-dimming Series 65-66

Loop Through QH Series 67-68

Loop Through QK Series 69-70

Mini Flicker Free Series 71

High Power Factor Flicker Free Series 72

Low Power Factor Flicker Free Series 73

Low Power Factor Flicker Free Series 74

EU Constant Voltage Series 75-76

Constant Voltage DT6 Series 77-78

Constant Voltage DT8 Series 79-80

Constant Voltage Bluetooth Series 81-82

Constant Voltage Zigbee Series 83-84

Constant Voltage 0/1-10V Series 85-86

Constant Voltage ON/OFF Series 87-88

Constant Voltage ON/OFF Series 89

Constant Voltage Magnet Track Series 90

Wireless IoT Series 91-92

Wireless Dimming Series 93

Wireless Dimming and CCT Series 94

Wireless Dimming and CCT Series 95-96

Non-SELV Wireless Dimming Driver 97

DALI Control Series 99

DALI Bus Power Supply 100

US Market

US SELV Dimming Series 101-102

SELV Linear DALI DT6 Series 103

Wireless Series 104

SELV Compact NFC Series 105

SELV Linear Series 106-107

SELV Linear Series 108-109

Troffer Series 110-111

Direct Panel Light Series 112-113

Indirect Panel Light Series 114-116

US Non-SELV Dimming Series 117-118

Non-SELV Linear Series 119-120

PRODUCT CODING 121-122

About Us

About Us

Shenzhen Xiezhen Electric Co., Ltd. founded in 2009, a national high-tech enterprise specialized in power solutions.

Offering over 200 types of products including lighting power supplies, industrial power supplies, lighting control systems, inverters, EMS and etc,.

Headquartered in Shenzhen, main production center in Chenzhou, Hunan, 3 R&D centers in Shanghai, Chongqing and Shenzhen. With sales offices in North America, Europe and Greater China, providing high quality and good value products and services to customers from more than 60 countries.

We adhere to quality and integrity to provide customers with high-quality products.

Company Milestones

Company Milestones

2009

Shenzhen Xiezhen Electronics Co.,Ltd.was founded.

2011

Launched UL product TA/TP sereis.

2014

Global marketing strategy with product roadmap.

2015

Oversea Sales Department was founded.

2016

Offical release of smart drivers PWC/CSP/LD series.

2017

Hunan production site was founded with auto production system.

2018

Launched first NFC driver SZ series.

2019

Shanghai RD Center and Chongqing RD center was founded.

2020

New Energy Department founded, US/EU/Zhongshan Branch founded.

2021

National High-tech Enterprise Certified.

2022

Xiezhen Electric founded with First D4i in China.

Our competences

Our competences

14 year LED drivers

14 years of deep cultivation in power supply.
First-class product supplier and service provider.

65 countries

Based on the domestic market, oriented towards the global market. Xiezhen Electronics has deepened and expanded its business in over 60 countries and regions worldwide.

3 Super R&D Centers

Shenzhen/Shanghai/Chongqing - three R&D centers Building a talent base to enhance product competitiveness.

Certifications

Xiezhen gains quality management approval of ISO9001:2015 and environment management approval of ISO14001.

All kinds of products have passed authoritative certifications such as RoHS、UL、CUL、FCC、TUV、CB、SAA、RCM、CE、CCC、ENEC and etc.

We have over 30 utility model patents, design patents and invention patents, and more than 30 trademark copyrights in China, America and Europe.

Enterprise Certifications

Qualification Certifications

Patents & Copyrights

Technologies We Offer

DALI-2

The DALI-2 certification program is based on the DALI-2 testing specifications created by the Digital Illumination Interface Alliance (DIIA). These testing specifications are derived from relevant parts of IEC 62386, international DALI standards, or new specifications developed by the DIIA.

NFC

NFC Forum certification testing primarily covers digital protocol, radio frequency analog, logical link control protocol (LLCP), and simple NDEF exchange protocol (SNEP). Certified products encompass various types of devices supporting NFC functionality.

D4i

D4i, the new DALI logo for smart and IoT lamps, is an extension of DALI-2 certification, designed to support smart IoT lamps. On the basis of DALI-2 lighting control, it adds support for data-related functions , including data collection and analysis for lighting assets, energy and diagnostics.

ZigBee

ZigBee technology is an advanced, low-power, low-cost, low-complexity, highly secure, and mesh network-supporting bidirectional wireless communication technology.

Bluetooth

Bluetooth technology is a widely adopted short-range wireless transmission standard used globally. Through Bluetooth bridging, it enables convenient data exchange and communication among various electronic devices.

Wi-Fi

Wi-Fi is a brand certification created by the Wi-Fi Alliance. It is a WLAN technology established with the IEEE802.11 standard. It is currently the benchmark for WLAN in the world.

- US/EU/Asia/India versions with，UL / ENEC / CCC / BIS approvals
- Universal input voltages
- Multiple form factors
- Independent, built-in, and PCB driver versions
- Indoor IP20
- NFC, DIP switch, multi terminal current selection
- 0/1-10V / 1-10V / DALI-2 / D4i dimming
- Wireless control via Bluetooth / Zigbee/Wi-Fi
- Full customization possibilities

Production and Testing Facilities

Production and Testing Facilities

2017
Hunan factory was established in 2007

24000
Factory area: 24,000m²

27,000,000
Annual production capacity of 27 million PCS

600+
Over 600 employees



Global Setup

Global Setup

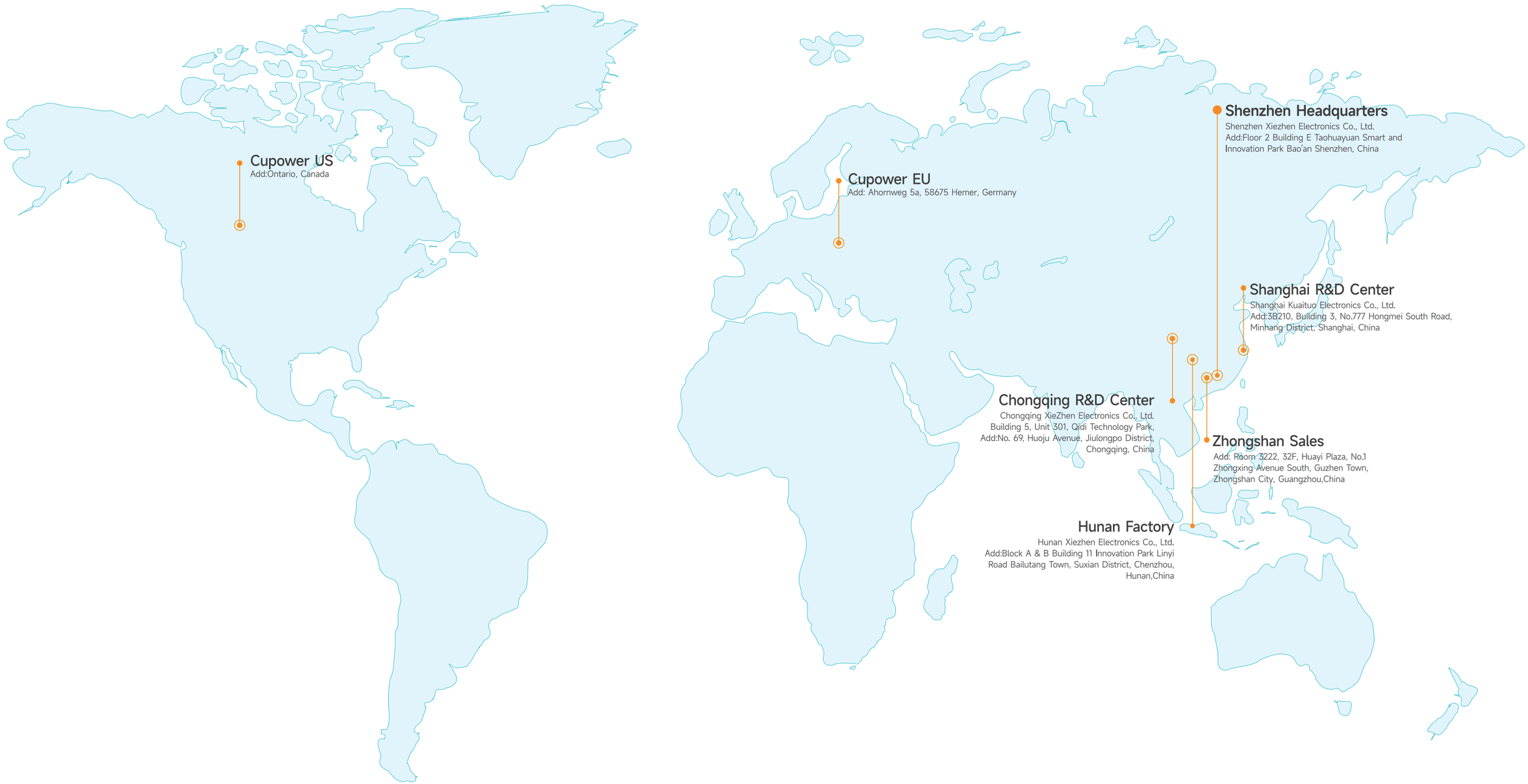

Product Applications

Product Applications





Product Specifications

EU SELV Linear Dimming Series ▶

SELV DALI DT8 Series

Page 29-30

Model No.	Power	Input voltage	Output voltage	Output current	Efficiency @full load	Dimensions (mm)
ID LCCB 35/230/150-1050 DT8 NFC FV1	35W	220-240VAC 220-240VDC	15-54V	150-1050mA	87%	L278*W30*H16
ID LCCB 50/230/350-1400 DT8 NFC FV1	50W	220-240VAC 220-240VDC	15-54V	350-1400mA	88%	L360*W30*H16
ID LCCB 75/230/500-1800 DT8 NFC FV1	75W	220-240VAC 220-240VDC	15-54V	500-1800mA	90%	L360*W30*H16
ID LCCB 100/230/800-2400 DT8 NFC FV1	100W	220-240VAC 220-240VDC	15-54V	800-2400mA	90%	L420*W30*H16

SELV DALI DT6 Series

Page 31-32

Model No.	Power	Input voltage	Output voltage	Output current	Efficiency @full load	Dimensions (mm)
ID LCCB 35/230/100-850 DALI NFC FV1	35W	220-240VAC 220-240VDC	15-54V	100-850mA	88%	L278*W30*H16
ID LCCB 40/230/250-1050 DALI NFC FV1	40W	220-240VAC 220-240VDC	15-54V	250-1050mA	88%	L278*W30*H16
ID LCCB 50/230/350-1400 DALI NFC FV1	50W	220-240VAC 220-240VDC	15-54V	350-1400mA	89%	L278*W30*H16
ID LCCB 60/230/500-1650 DALI NFC FV1	60W	220-240VAC 220-240VDC	15-54V	500-1650mA	90%	L278*W30*H16
ID LCCB 75/230/700-2000 DALI NFC FV1	75W	220-240VAC 220-240VDC	15-54V	700-2000mA	90%	L360*W30*H16
ID LCCB 100/230/900-2200 DALI NFC FV1	100W	220-240VAC 220-240VDC	15-54V	900-2200mA	90%	L405*W30*H16

EU SELV Linear Non-dimming Series ▶

SELV NFC Series

Page 35-36

Model No.	Power	Input voltage	Output voltage	Output current	Efficiency @full load	Dimensions (mm)
ID LCCB 35/230/100-850 NFC FV1	35W	220-240VAC	15-54V	100-850mA	87%	L278*W30*H21
ID LCCB 50/230/350-1400 NFC FV1	50W	220-240VAC	15-54V	350-1400mA	88%	L278*W30*H21
ID LCCB 75/230/700-2000 NFC FV1	75W	220-240VAC	15-54V	700-2000mA	88%	L302*W30*H21
ID LCCB 100/230/900-2200 NFC FV1	100w	220-240VAC	15-54V	900-2200mA	89%	L358*W30*H21

SELV DIP Series

Page 37-38

Model No.	Power	Input voltage	Output voltage	Output current	Efficiency @full load	Dimensions (mm)
ID LCCB 35/230/350-700 DIP FV1	35W	220-240VAC 220-240VDC	15-54V	350-700mA	87%	L278*W30*H21
ID LCCB 35/230/500-850 DIP FV1	35W	220-240VAC 220-240VDC	15-54V	500-850mA	87%	L278*W30*H21
ID LCCB 50/230/750-1100 DIP FV1	50W	220-240VAC 220-240VDC	15-54V	750-1100mA	88%	L278*W30*H21
ID LCCB 50/230/1050-1400 DIP FV1	50W	220-240VAC 220-240VDC	15-54V	1050-1400mA	88%	L278*W30*H21
ID LCCB 75/230/1300-1650 DIP FV1	75W	220-240VAC 220-240VDC	15-54V	1300-1650mA	88%	L302*W30*H21
ID LCCB 75/230/1650-2000 DIP FV1	75W	220-240VAC 220-240VDC	15-54V	1650-2000mA	88%	L302*W30*H21
ID LCCB 100/230/1850-2200 DIP FV1	100W	220-240VAC 220-240VDC	15-54V	1850-2200mA	89%	L358*W30*H21

EU Non-SELV Linear Dimming Series ▶

Non-SELV DALI DT8 Series

Page 41-42

Model No.	Power	Input voltage	Output voltage	Output current	Efficiency @full load	Dimensions (mm)
ID LCCB 36/230/075-400 DT8 NFC FV1	36W	220-240VAC 220-240VDC	50-240V	75-400mA	90%	L278*W30*H16
ID LCCB 75/230/150-700 DT8 NFC FV1	75W	220-240VAC 220-240VDC	50-240V	150-700mA	92%	L360*W30*H16
ID LCCB 100/230/200-1050 DT8 NFC FV1	100W	220-240VAC 220-240VDC	50-220V	200-1050mA	93%	L405*W30*H16

Non-SELV DALI DT6 Series

Page 43

Model No.	Power	Input voltage	Output voltage	Output current	Efficiency @full load	Dimensions (mm)
ID LCCB 36/230/050-400 DALI NFC FV1	36W	220-240VAC 220-240VDC	57-137V	50-400mA	92%	L278*W30*H16
ID LCCB 75/230/050-400 DALI NFC FV1	75W	220-240VAC 220-240VDC	50-220V	50-400mA	92%	L278*W30*H16
ID LCCB 100/230/200-700 DALI NFC FV1	100W	220-240VAC 220-240VDC	50-220V	200-700mA	93%	L360*W30*H16

Non-SELV Industrial-grade DALI Series

Page 44

Model No.	Power	Input voltage	Output voltage	Output current	Efficiency @full load	Dimensions (mm)
ID LCCB 75/230/125-550 DALI NFC IND FV1	75W	220-240VAC 220-240VDC	64-290V	125-550mA	93%	L358*W30*H21
ID LCCB 100/230/200-700 DALI NFC IND FV1	100W	220-240VAC 220-240VDC	64-290V	200-700mA	94%	L358*W30*H21
ID LCCB 150/230/200-900 DALI NFC IND FV1	150W	220-240VAC 220-240VDC	64-290V	200-900mA	94%	L358*W30*H21
ID LCCB 300/230/250-1600 DALI NFC IND FV1	300W	220-240VAC 220-240VDC	64-290V	250-1600mA	95%	L480*W30*H21

Non-SELV 1-10V Dimming Series

Page 45

Model No.	Power	Input voltage	Output voltage	Output current	Efficiency @full load	Dimensions (mm)
ID LCCB 36/230/200-400 1-10V FV2	36W	220-240VAC 220-240VDC	50-137V	200-400mA	91%	L193*W30*H21
ID LCCB 75/230/200-400 1-10V FV2	75W	220-240VAC 220-240VDC	50-220V	200-400mA	92%	L278*W30*H21
ID LCCB 100/230/400-700 1-10V FV2	100W	220-240VAC 220-240VDC	50-220V	400-700mA	93%	L278*W30*H21

EU Non-SELV Linear Non-dimming Series ▶

Non-SELV Industrial-grade NFC Series

Page 49

Model No.	Power	Input voltage	Output voltage	Output current	Efficiency @full load	Dimensions (mm)
ID LCCB 75/230/125-550 NFC IND FV1	75W	220-240VAC 220-240VDC	64-290V	125-550mA	93%	L278*W30*H21
ID LCCB 100/230/200-700 NFC IND FV1	100W	220-240VAC 220-240VDC	64-290V	200-700mA	94%	L358*W30*H21
ID LCCB 150/230/200-900 NFC IND FV1	150W	220-240VAC 220-240VDC	64-290V	200-900mA	94%	L358*W30*H21
ID LCCB 300/230/250-1600 NFC IND FV1	300W	220-240VAC 220-240VDC	64-290V	250-1600mA	95%	L480*W30*H21

Non-SELV NFC Series

Page 50

Model No.	Power	Input voltage	Output voltage	Output current	Efficiency @full load	Dimensions (mm)
ID LCCB 36/230/120-400 NFC FV1	36W	220-240VAC 220-240VDC	50-137V	120-400mA	91%	L193*W30*H21
ID LCCB 75/230/120-400 NFC FV1	75W	220-240VAC 220-240VDC	50-220V	120-400mA	92%	L278*W30*H21
ID LCCB 100/230/250-700 NFC FV1	100W	220-240VAC 220-240VDC	50-220V	250-700mA	93%	L278*W30*H21

EU Non-SELV Linear Non-dimming Series

Non-SELV DIP Series

Page 51

Model No.	Power	Input voltage	Output voltage	Output current	Efficiency @full load	Dimensions (mm)
ID LCCB 36/230/200-400 DIP FV1	36W	220-240VAC 220-240VDC	50-137V	200-400mA	91%	L193*W30*H21
ID LCCB 75/230/200-400 DIP FV1	75W	220-240VAC 220-240VDC	50-220V	200-400mA	92%	L278*W30*H21
ID LCCB 100/230/400-700 DIP FV1	100W	220-240VAC 220-240VDC	50-220V	400-700mA	93%	L278*W30*H21

Non-SELV Color Temperature Series

Page 52

Model No.	Power	Input voltage	Output voltage	Output current	Efficiency @full load	Dimensions (mm)
XZ-LK20B-600XXX-T	20W	220-240VAC	25-60V	200-350mA	89%	L177*W30*H21
XZ-LK40B-121XXX-T	40W	220-240VAC	52-120V	200-350mA	90%	L177*W30*H21
XZ-LK60B-171XXX-T	60W	220-240VAC	90-175V	200-350mA	91%	L193*W30*H21

EU SELV Compact Dimming Series

DALI DT8 Series

Page 55-56

Model No.	Power	Input voltage	Output voltage	Output current	Efficiency @full load	Dimensions (mm)
ID CCCB 20/230/150-500 DT8 NFC FV1	20W	220-240VAC 220-240VDC	10-48V	150-500mA	85%	L109*W43*H21
ID CCCB 30/230/350-850 DT8 NFC FV1	30W	220-240VAC 220-240VDC	10-54V	350-850mA	88%	L135*W56.5*H21
ID CCCB 44/230/500-1050 DT8 NFC FV1	44W	220-240VAC 220-240VDC	10-54V	500-1050mA	89%	L135*W56.5*H21
ID CCCB 60/230/700-1500 DT8 NFC FV1	60W	220-240VAC 220-240VDC	10-54V	700-1500mA	90%	L135*W70*H21

DALI DT6 Flash Series

Page 57

Model No.	Power	Input voltage	Output voltage	Output current	Efficiency @full load	Dimensions (mm)
ID CCCB 40/230/150-1050 DALI NFC FV1	40W	220-240VAC 220-240VDC	5-52V	150-1050mA	89%	L150*W29*H21

DALI DT6 Independent Series

Page 58

Model No.	Power	Input voltage	Output voltage	Output current	Efficiency @full load	Dimensions (mm)
ID CCCI 15/230/100-450 DALI FV1	15W	220-240VAC 220-240VDC	2.5-52V	100-450mA	85%	L145*W33*H21
ID CCCI 30/230/400-750 DALI FV1	30W	220-240VAC 220-240VDC	2.5-52V	400-750mA	88%	L160*W43*H21

DALI DT6 Loop Through Series

Page 59

Model No.	Power	Input voltage	Output voltage	Output current	Efficiency @full load	Dimensions (mm)
ID CCCI 40/230/300-1050 DALI DIP FV1	40W	220-240VAC 220-240VDC	25-40V	300-1050mA	89%	L170*W65*H30
ID CCCI 44/230/300-1050 DALI FV1	44W	220-240VAC 220-240VDC	6-52V	300-1050mA	88%	L170*W65*H30

DALI Removable Terminal Blocks Series

Page 60

Model No.	Power	Input voltage	Output voltage	Output current	Efficiency @full load	Dimensions (mm)
ID CCCB 28/230/150-700 DALI FV1	28W	220-240VAC 220-240VDC	6-52V	150-700mA	87%	L97*W43*H30
ID CCCB 40/230/300-1050 DALI FV1	40W	220-240VAC 220-240VDC	6-52V	300-1050mA	87%	L97*W43*H30
ID CCCB 44/230/300-1050 DALI FV1	44W	220-240VAC 220-240VDC	6-52V	300-1050mA	87%	L97*W43*H30

RD DALI DT6 Series

Page 61

Model No.	Power	Input voltage	Output voltage	Output current	Efficiency @full load	Dimensions (mm)
RD CCCI 12/230/100-450 DT6 DIP FV1	12W	220-240VAC 220-240VDC	6-42V	100-450mA	85%	L133*W38*H21
RD CCCI 12/230/350-700 DT6 DIP FV1	12W	220-240VAC 220-240VDC	6-30V	350-700mA	83%	L133*W38*H21
RD CCCI 20/230/350-700 DT6 DIP FV1	20W	220-240VAC 220-240VDC	6-42V	350-700mA	86%	L133*W38*H21
RD CCCI 40/230/700-1050 DT6 DIP FV1	40W	220-240VAC 220-240VDC	6-42V	700-1050mA	88%	L156*W43*H21

RD DALI DT8 Series

Page 62

Model No.	Power	Input voltage	Output voltage	Output current	Efficiency @full load	Dimensions (mm)
RD CCCI 12/230/100-450 DT8 DIP FV1	12W	220-240VAC 220-240VDC	6-42V	100-450mA	85%	L133*W38*H21
RD CCCI 12/230/350-700 DT8 DIP FV1	12W	220-240VAC 220-240VDC	6-30V	350-700mA	83%	L133*W38*H21
RD CCCI 20/230/350-700 DT8 DIP FV1	20W	220-240VAC 220-240VDC	6-42V	350-700mA	86%	L133*W38*H21
RD CCCI 40/230/700-1050 DT8 DIP FV1	40W	220-240VAC 220-240VDC	6-42V	700-1050mA	88%	L156*W43*H21

RD 0/1-10V Series

Page 63

Model No.	Power	Input voltage	Output voltage	Output current	Efficiency @full load	Dimensions (mm)
RD CCCI 12/230/100-450 0-10V DIP FV1	12W	220-240VAC 220-240VDC	6-42V	100-450mA	85%	L133*W38*H21
RD CCCI 12/230/350-700 0-10V DIP FV1	12W	220-240VAC 220-240VDC	6-30V	350-700mA	83%	L133*W38*H21
RD CCCI 20/230/350-700 0-10V DIP FV1	20W	220-240VAC 220-240VDC	6-42V	350-700mA	86%	L133*W38*H21
RD CCCI 40/230/700-1050 0-10V DIP FV1	40W	220-240VAC 220-240VDC	6-42V	700-1050mA	88%	L156*W43*H21

1-10V Dimming Series

Page 64

Model No.	Power	Input voltage	Output voltage	Output current	Efficiency @full load	Dimensions (mm)
XZ-CH08B-420017-D	8W	220-240VAC	30-42V	100-175mA	81%	L115*W45*H29
XZ-CH15B-420035-D	15W	220-240VAC	30-42V	200-350mA	83%	L115*W45*H29
XZ-CH26B-420060-D	26W	220-240VAC	30-42V	450-600mA	85%	L115*W45*H29
XZ-CH35B-420080-D	35W	220-240VAC	30-42V	650-800mA	85%	L180*W40*H30
XZ-CH45B-420105-D	45W	220-240VAC	30-42V	900-1050mA	86%	L180*W40*H30

EU SELV Compact Non-dimming Series

Loop Through QH Series

Page 67-68

Model No.	Power	Input voltage	Output voltage	Output current	Efficiency @full load	Dimensions (mm)
XZ-QH40B-400XXX-AB	42W	220-240VAC	25-40V	500-1050mA	89%	L170*W65*H30
XZ-QH40B-400XXX-A-AB	42W	220-240VAC	25-40V	500-1050mA	89%	L170*W65*H30
XZ-QH40B-500XXX-A-AB	40W	220-240VAC	30-50V	400-800mA	89%	L170*W65*H30

Loop Through QK Series

Page 69-70

Model No.	Power	Input voltage	Output voltage	Output current	Efficiency @full load	Dimensions (mm)
XZ-QK30B-400XXX-AA	30W	220-240VAC	25-40V	400-750mA	88%	L152*W48*H29
XZ-QK30B-400XXX-ABZZ	30W	220-240VAC	25-40V	400-750mA	88%	L152*W48*H29
XZ-QK40B-500XXX-AA	40W	220-240VAC	30-50V	400-800mA	89%	L152*W48*H29

EU SELV Compact Non-dimming Series ▶

Loop Through QK Series

Page 69-70

Model No.	Power	Input voltage	Output voltage	Output current	Efficiency @full load	Dimensions (mm)
XZ-QK40B-500XXX-ABZZ	40W	220-240VAC	30-50V	400-800mA	89%	L152*W48*H29
XZ-QK40B-400XXX-AA	42W	220-240VAC	25-40V	600-1050mA	88%	L152*W48*H29
XZ-QK40B-400XXX-ABZZ	42W	220-240VAC	25-40V	600-1050mA	88%	L152*W48*H29

Mini Flicker Free Series

Page 71

Model No.	Power	Input voltage	Output voltage	Output current	Efficiency @full load	Dimensions (mm)
RD CCCB 21/230/350-500 DIP FV1	21W	220-240VAC 198-250VDC	25-42V	350-500mA	87%	L97*W43*H30
RD CCCB 30/230/550-700 DIP FV1	30W	220-240VAC 198-250VDC	25-42V	550-700mA	88%	L97*W43*H30
RD CCCB 38/230/750-900 DIP FV1	38W	220-240VAC 198-250VDC	25-42V	750-900mA	88%	L97*W43*H30
RD CCCB 44/230/900-1050 DIP FV1	44.1W	220-240VAC 198-250VDC	25-42V	900-1050mA	89%	L97*W43*H30

High Power Factor Flicker Free Series

Page 72

Model No.	Power	Input voltage	Output voltage	Output current	Efficiency @full load	Dimensions (mm)
XZ-QF10B-400XXX	10W	220-240VAC	25-40V	100-250mA	85%	L93*W36*H24.5
XZ-QF15B-400XXX	14W	220-240VAC	25-40V	250-350mA	85%	L93*W36*H24.5
XZ-QF24B-400XXX	18W	220-240VAC	25-40V	360-450mA	86%	L93*W36*H24.5
XZ-QR30B-400XXX-A	30W	220-240VAC	25-40V	400-750mA	87%	L122*W40.5*H26
XZ-QR30B-400XXX-BZZ (Power adjustment)	30W	220-240VAC	25-40V	400-750mA	87%	L122*W40.5*H26
XZ-QR40B-400XXX-A	42W	220-240VAC	25-40V	750-1050mA	88%	L122*W40.5*H26
XZ-QR40B-400XXX-BZZ (Power adjustment)	42W	220-240VAC	25-40V	750-1050mA	88%	L122*W40.5*H26
XZ-QR40B-400XXX-A-D (Power and color temperature adjustment)	42W	220-240VAC	25-40V	750-1050mA	88%	L122*W40.5*H26

Low Power Factor Flicker Free Series

Page 73

Model No.	Power	Input voltage	Output voltage	Output current	Efficiency @full load	Dimensions (mm)
XZ-ZS002-20	26W	220-240VAC	34-40V	400mA/650mA	88%	L94*W40*H25

Low Power Factor Flicker Free Series

Page 74

Model No.	Power	Input voltage	Output voltage	Output current	Efficiency @full load	Dimensions (mm)
XZ-QB06D-400013-E	6W	220-240VAC	30-40V	130mA	80%	L93*W36*H25
XZ-QB06D-400015-E	6W	220-240VAC	30-40V	150mA	80%	L93*W36*H25
XZ-QB08D-400020-E	8W	220-240VAC	30-40V	200mA	80%	L93*W36*H25
XZ-QB10D-400025-E	10W	220-240VAC	30-40V	250mA	82%	L93*W36*H25
XZ-QB12D-400030-E	12W	220-240VAC	30-40V	300mA	84%	L93*W36*H25
XZ-QB13D-380035-E	14W	220-240VAC	30-40V	350mA	84%	L93*W36*H25
XZ-QB24D-400045-E	18W	220-240VAC	30-40V	450mA	87%	L93*W36*H25
XZ-QB24D-400050-E	20W	220-240VAC	30-40V	500mA	87%	L93*W36*H25

Low Power Factor Flicker Free Series

Page 74

Model No.	Power	Input voltage	Output voltage	Output current	Efficiency @full load	Dimensions (mm)
XZ-QB24D-360060-E	21.6W	220-240VAC	30-36V	600mA	86%	L93*W36*H25
XZ-QB24D-400055-E	22W	220-240VAC	30-40V	550mA	87%	L93*W36*H25

* EU Constant Voltage Series ▶

Constant Voltage DT6 Series

Page 77-78

Model No.	Power	Input voltage	Output voltage	Output current	Efficiency @full load	Dimensions (mm)
CU-DT6-24-40-220...240-CH	40W	220-240VAC 220-240VDC	24V	1670mA	90%	264*33*21mm
CU-DT6-48-40-220...240-CH	40W	220-240VAC 220-240VDC	48V	830mA	90%	264*33*21mm
CU-DT6-24-80-220...240-CH	80W	220-240VAC 220-240VDC	24V	3330mA	91%	309*33*21mm
CU-DT6-48-80-220...240-CH	80W	220-240VAC 220-240VDC	48V	1670mA	91%	309*33*21mm
CU-DT6-24-160-220...240-CH	160W	220-240VAC 220-240VDC	24V	6670mA	92%	309*43*30mm
CU-DT6-24-160-220...240-10	160W	220-240VAC 220-240VDC	24V	6670mA	92%	309*43*30mm
CU-DT6-48-160-220...240-CH	160W	220-240VAC 220-240VDC	48V	3330mA	92%	309*43*30mm
CU-DT6-48-160-220...240-10	160W	220-240VAC 220-240VDC	48V	3330mA	92%	309*43*30mm
CU-DT6-24-240-220...240-CH	240W	220-240VAC 220-240VDC	24V	10000mA	93%	TBD*43*30mm
CU-DT6-24-240-220...240-10	240W	220-240VAC 220-240VDC	24V	10000mA	93%	TBD*43*30mm
CU-DT6-48-240-220...240-CH	240W	220-240VAC 220-240VDC	48V	5000mA	93%	TBD*43*30mm
CU-DT6-48-240-220...240-10	240W	220-240VAC 220-240VDC	48V	5000mA	93%	TBD*43*30mm

Constant Voltage DT8 Series

Page 79-80

Model No.	Power	Input voltage	Output voltage	Output current	Efficiency @full load	Dimensions (mm)
CU-DT8-24-40-220...240-TW	40W	220-240VAC 220-240VDC	24V	1670mA	90%	264*33*21mm
CU-DT8-48-40-220...240-TW	40W	220-240VAC 220-240VDC	48V	830mA	90%	264*33*21mm
CU-DT8-24-80-220...240-TW	80W	220-240VAC 220-240VDC	24V	3330mA	91%	309*33*21mm
CU-DT8-48-80-220...240-TW	80W	220-240VAC 220-240VDC	48V	1670mA	91%	309*33*21mm
CU-DT8-24-160-220...240-TW	160W	220-240VAC 220-240VDC	24V	6670mA	92%	309*43*30mm
CU-DT8-48-160-220...240-TW	160W	220-240VAC 220-240VDC	48V	3330mA	92%	309*43*30mm
CU-DT8-24-240-220...240-TW	240W	220-240VAC 220-240VDC	24V	10000mA	93%	TBD*43*30mm
CU-DT8-48-240-220...240-TW	240W	220-240VAC 220-240VDC	48V	5000mA	93%	TBD*43*30mm

Constant Voltage Bluetooth Series

Page 81-82

Model No.	Power	Input voltage	Output voltage	Output current	Efficiency @full load	Dimensions (mm)
CU-BLE-24-40-220...240-CH	40W	220-240VAC 220-240VDC	24V	1670mA	90%	264*33*21mm
CU-BLE-24-40-220...240-TW	40W	220-240VAC 220-240VDC	24V	1670mA	90%	264*33*21mm
CU-BLE-24-40-220...240-MW	40W	220-240VAC 220-240VDC	24V	1670mA	90%	264*33*21mm
CU-BLE-48-40-220...240-CH	40W	220-240VAC 220-240VDC	48V	830mA	90%	264*33*21mm
CU-BLE-48-40-220...240-TW	40W	220-240VAC 220-240VDC	48V	830mA	90%	264*33*21mm

* CU: Represents CUPOWER and CUELEC; DT6 Represents DALI DT6; DT8 Represents DALI DT8; BLE Represents bluetooth; ZIG Represents Zigbee; DIM Represents Dimming; COM Represents common; CH Represents single channel; TW Represents doubel channel; MW Pepresents multiple channel; 10V Pepresents 0-10V; OF Represents ON/OFF; 24 Represents output voltage 24V; 48 Represents output voltage 48V; 40 Represents output power 40W; 220...240 Represents input voltage 220-240V

* EU Constant Voltage Series ▶

Constant Voltage Bluetooth Series

Page 81-82

Model No.	Power	Input voltage	Output voltage	Output current	Efficiency @full load	Dimensions (mm)
CU-BLE-48-40-220...240-MW	40W	220-240VAC 220-240VDC	48V	830mA	90%	264*33*21mm
CU-BLE-24-80-220...240-CH	80W	220-240VAC 220-240VDC	24V	3330mA	91%	309*33*21mm
CU-BLE-24-80-220...240-TW	80W	220-240VAC 220-240VDC	24V	3330mA	91%	309*33*21mm
CU-BLE-24-80-220...240-MW	80W	220-240VAC 220-240VDC	24V	3330mA	91%	309*33*21mm
CU-BLE-48-80-220...240-CH	80W	220-240VAC 220-240VDC	48V	1670mA	91%	309*33*21mm
CU-BLE-48-80-220...240-TW	80W	220-240VAC 220-240VDC	48V	1670mA	91%	309*33*21mm
CU-BLE-48-80-220...240-MW	80W	220-240VAC 220-240VDC	48V	1670mA	91%	309*33*21mm
CU-BLE-24-160-220...240-CH	160W	220-240VAC 220-240VDC	24V	6670mA	92%	309*43*30mm
CU-BLE-24-160-220...240-TW	160W	220-240VAC 220-240VDC	24V	6670mA	92%	309*43*30mm
CU-BLE-24-160-220...240-MW	160W	220-240VAC 220-240VDC	24V	6670mA	92%	309*43*30mm
CU-BLE-48-160-220...240-CH	160W	220-240VAC 220-240VDC	48V	3330mA	92%	309*43*30mm
CU-BLE-48-160-220...240-TW	160W	220-240VAC 220-240VDC	48V	3330mA	92%	309*43*30mm
CU-BLE-48-160-220...240-MW	160W	220-240VAC 220-240VDC	48V	3330mA	92%	309*43*30mm
CU-BLE-24-240-220...240-CH	240W	220-240VAC 220-240VDC	24V	10000mA	93%	TBD*43*30mm
CU-BLE-24-240-220...240-TW	240W	220-240VAC 220-240VDC	24V	10000mA	93%	TBD*43*30mm
CU-BLE-24-240-220...240-MW	240W	220-240VAC 220-240VDC	24V	10000mA	93%	TBD*43*30mm
CU-BLE-48-240-220...240-CH	240W	220-240VAC 220-240VDC	48V	5000mA	93%	TBD*43*30mm
CU-BLE-48-240-220...240-TW	240W	220-240VAC 220-240VDC	48V	5000mA	93%	TBD*43*30mm
CU-BLE-48-240-220...240-MW	240W	220-240VAC 220-240VDC	48V	5000mA	93%	TBD*43*30mm

Constant Voltage Zigbee Series

Page 83-84

Model No.	Power	Input voltage	Output voltage	Output current	Efficiency @full load	Dimensions (mm)
CU-ZIG-24-40-220...240-CH	40W	220-240VAC 220-240VDC	24V	1670mA	90%	264*33*21mm
CU-ZIG-24-40-220...240-TW	40W	220-240VAC 220-240VDC	24V	1670mA	90%	264*33*21mm
CU-ZIG-24-40-220...240-MW	40W	220-240VAC 220-240VDC	24V	1670mA	90%	264*33*21mm
CU-ZIG-48-40-220...240-CH	40W	220-240VAC 220-240VDC	48V	830mA	90%	264*33*21mm
CU-ZIG-48-40-220...240-TW	40W	220-240VAC 220-240VDC	48V	830mA	90%	264*33*21mm
CU-ZIG-48-40-220...240-MW	40W	220-240VAC 220-240VDC	48V	830mA	90%	264*33*21mm
CU-ZIG-24-80-220...240-CH	80W	220-240VAC 220-240VDC	24V	3330mA	91%	309*33*21mm
CU-ZIG-24-80-220...240-TW	80W	220-240VAC 220-240VDC	24V	3330mA	91%	309*33*21mm
CU-ZIG-24-80-220...240-MW	80W	220-240VAC 220-240VDC	24V	3330mA	91%	309*33*21mm
CU-ZIG-48-80-220...240-CH	80W	220-240VAC 220-240VDC	48V	1670mA	91%	309*33*21mm
CU-ZIG-48-80-220...240-TW	80W	220-240VAC 220-240VDC	48V	1670mA	91%	309*33*21mm
CU-ZIG-48-80-220...240-MW	80W	220-240VAC 220-240VDC	48V	1670mA	91%	309*33*21mm
CU-ZIG-24-160-220...240-CH	160W	220-240VAC 220-240VDC	24V	6670mA	92%	309*43*30mm

Constant Voltage Zigbee Series

Page 83-84

Model No.	Power	Input voltage	Output voltage	Output current	Efficiency @full load	Dimensions (mm)
CU-ZIG-24-160-220...240-TW	160W	220-240VAC 220-240VDC	24V	6670mA	92%	309*43*30mm
CU-ZIG-24-160-220...240-MW	160W	220-240VAC 220-240VDC	24V	6670mA	92%	309*43*30mm
CU-ZIG-48-160-220...240-CH	160W	220-240VAC 220-240VDC	48V	3330mA	92%	309*43*30mm
CU-ZIG-48-160-220...240-TW	160W	220-240VAC 220-240VDC	48V	3330mA	92%	309*43*30mm
CU-ZIG-48-160-220...240-MW	160W	220-240VAC 220-240VDC	48V	3330mA	92%	309*43*30mm
CU-ZIG-24-240-220...240-CH	240W	220-240VAC 220-240VDC	24V	10000mA	93%	TBD*43*30mm
CU-ZIG-24-240-220...240-TW	240W	220-240VAC 220-240VDC	24V	10000mA	93%	TBD*43*30mm
CU-ZIG-24-240-220...240-MW	240W	220-240VAC 220-240VDC	24V	10000mA	93%	TBD*43*30mm
CU-ZIG-48-240-220...240-CH	240W	220-240VAC 220-240VDC	48V	5000mA	93%	TBD*43*30mm
CU-ZIG-48-420-220...240-TW	240W	220-240VAC 220-240VDC	48V	5000mA	93%	TBD*43*30mm
CU-ZIG-48-240-220...240-MW	240W	220-240VAC 220-240VDC	48V	5000mA	93%	TBD*43*30mm

Constant Voltage 0/1-10V Series

Page 85-86

Model No.	Power	Input voltage	Output voltage	Output current	Efficiency @full load	Dimensions (mm)
CU-DIM-24-40-220...240-10	40W	220-240VAC 220-240VDC	24V	1670mA	90%	264*33*21mm
CU-DIM-48-40-220...240-10	40W	220-240VAC 220-240VDC	48V	830mA	90%	264*33*21mm
CU-DIM-24-80-220...240-10	80W	220-240VAC 220-240VDC	24V	3330mA	91%	309*33*21mm
CU-DIM-48-80-220...240-10	80W	220-240VAC 220-240VDC	48V	1670mA	91%	309*33*21mm
CU-DIM-24-160-220...240-10	160W	220-240VAC 220-240VDC	24V	6670mA	92%	309*43*30mm
CU-DIM-48-160-220...240-10	160W	220-240VAC 220-240VDC	48V	3330mA	92%	309*43*30mm
CU-DIM-24-240-220...240-10	240W	220-240VAC 220-240VDC	24V	10000mA	93%	TBD*43*30mm
CU-DIM-48-240-220...240-10	240W	220-240VAC 220-240VDC	48V	5000mA	93%	TBD*43*30mm

Constant Voltage ON/OFF Series

Page 87-88

Model No.	Power	Input voltage	Output voltage	Output current	Efficiency @full load	Dimensions (mm)
CU-COM-24-40-220...240-OF	40W	220-240VAC 220-240VDC	24V	1670mA	90%	264*33*21mm
CU-COM-48-40-220...240-OF	40W	220-240VAC 220-240VDC	48V	830mA	90%	264*33*21mm
CU-COM-24-80-220...240-OF	80W	220-240VAC 220-240VDC	24V	3330mA	91%	309*33*21mm
CU-COM-48-80-220...240-OF	80W	220-240VAC 220-240VDC	48V	1670mA	91%	309*33*21mm
CU-COM-24-160-220...240-OF	160W	220-240VAC 220-240VDC	24V	6670mA	92%	309*43*30mm
CU-COM-48-160-220...240-OF	160W	220-240VAC 220-240VDC	48V	3330mA	92%	309*43*30mm
CU-COM-24-240-220...240-OF	240W	220-240VAC 220-240VDC	24V	10000mA	93%	TBD*43*30mm
CU-COM-48-240-220...240-OF	240W	220-240VAC 220-240VDC	48V	5000mA	93%	TBD*43*30mm

Constant Voltage ON/OFF Series

Page 89

Model No.	Power	Input voltage	Output voltage	Output current	Efficiency @full load	Dimensions (mm)
XZ-CV120B-LE48V	120W	220-240VAC	48V	2500mA	92%	L278*W30*H21
XZ-CV150B-LE48V	150W	220-240VAC	48V	3120mA	93%	L302*W30*H21

* EU Constant Voltage Series

Constant Voltage Magnet Track Series

Page 90

Model No.	Power	Input voltage	Output voltage	Output current	Efficiency @full load	Dimensions (mm)
XZ-CV100B-MT48V	100W	220-240VAC	48V	2100mA	92%	L294*W22*H43
XZ-CV150B-MT48V	150W	220-240VAC	48V	3120mA	92%	L294*W22*H43

Wireless IoT Series

Wireless Dimming Series

Page 93

Model No.	Power	Input voltage	Output voltage	Output current	Efficiency @full load	Dimensions (mm)
ID CCCB 40/230/300-1050 BH30 NFC FV1	40W	220-240VAC 220-240VDC	6-52V	300-1050mA	89%	L97*W43*H30

Wireless Dimming and CCT Series

Page 94

Model No.	Power	Input voltage	Output voltage	Output current	Efficiency @full load	Dimensions (mm)
CSP033-0420350-S (single color)	14.7W	220-240VAC	2.5-42V	100-350mA	86%	L126*W38*H25
CSP033-0210700-S (single color)	14.7W	220-240VAC	2.5-21V	350-700mA	84%	L126*W38*H25
CSP034-0420750-S (single color)	31.5W	220-240VAC	2.5-42V	400-750mA	88%	L133*W40.5*H26
CSP033-0420350-D (dual color)	14.7W	220-240VAC	2.5-42V	100-350mA	86%	L126*W38*H25
CSP033-0210700-D (dual color)	14.7W	220-240VAC	2.5-21V	350-700mA	84%	L126*W38*H25
CSP034-0420750-D (dual color)	31.5W	220-240VAC	2.5-42V	400-750mA	88%	L133*W40.5*H26

Wireless Dimming and CCT Series

Page 95-96

Model No.	Power	Input voltage	Output voltage	Output current	Efficiency @full load	Dimensions (mm)
CSP013-0420700 (single color)	30W	220-240VAC	6-42V	550-600-650-700mA	87%	L180*W40*H30
CSP013-0420900 (single color)	38W	220-240VAC	6-42V	750-800-850-900mA	87%	L180*W40*H30
CSP013-0421000 (single color)	44.1W	220-240VAC	6-42V	900-950-1000-1050mA	87%	L180*W40*H30
CSP023-0421000 (single color)	44.1W	220-240VAC	30-42V	900-950-1000-1050mA	87%	L139*W43*H29
CSP013-0420690 (dual color)	30W	220-240VAC	6-42V	550-600-650-700mA	87%	L180*W40*H30
CSP013-0420890 (dual color)	38W	220-240VAC	6-42V	750-800-850-900mA	87%	L180*W40*H30
CSP013-0420990 (dual color)	44.1W	220-240VAC	6-42V	900-950-1000-1050mA	87%	L180*W40*H30

Non-SELV Wireless Dimming Driver

Page 97

Model No.	Power	Input voltage	Output voltage	Output current	Efficiency @full load	Dimensions (mm)
ID LCCB 75/230/050-400 B NFC FV1	75W	220-240VAC 220-240VDC	50-220V	50-400mA	92%	L278*W30*H16

DALI Control Series

DALI Bus Power Supply

Page 100

Model No.	Power	Input voltage	Output voltage	Output current	Efficiency @full load	Dimensions (mm)
ID DALI BUS070 FV1	1.12W	220-240VAC	16V	70mA	60%	L80.7*W30*H15
ID DALI BUS100 FV1	1.6W	220-240VAC	16V	100mA	64%	L80.7*W30*H15

US SELV Dimming Series

SELV Linear DALI DT6 Series

Page 103

Model No.	Power	Input voltage	Output voltage	Output current	Efficiency @full load	Dimensions (mm)
XZ-DA54B-540140	54W	120-277VAC	10-54V	350-1400mA	89%	L360*W30*H21

Wireless Series

Page 104

Model No.	Power	Input voltage	Output voltage	Output current	Efficiency @full load	Dimensions (mm)
XZ-PN28B-520070	28W	120-277VAC	6-52V	150-700mA	87%	L97*W43*H30

SELV Compact NFC Series

Page 105

Model No.	Power	Input voltage	Output voltage	Output current	Efficiency @full load	Dimensions (mm)
XZ-PJ50B-540140-T	50W	120-277VAC	10-54V	100-1400mA	86%	L107*W76.4*H30

SELV Linear Series

Page 106-107

Model No.	Power	Input voltage	Output voltage	Output current	Efficiency @full load	Dimensions (mm)
XZ-SR30B-YYYXXX-VVVWWW-TTTT	31.5W	120-277VAC 120-347VAC	30-42V 36-50V	350-750mA 300-600mA	无频闪>85% 有频闪>87%	L305*W30*H22
XZ-SR40B-YYYXXX-VVVWWW-TTTT	44.1w	120-277VAC 120-347VAC	30-42V 36-50V	500-1050mA 400-850mA	无频闪>86% 有频闪>88%	L305*W30*H22
XZ-SR50B-YYYXXX-VVVWWW-TTTT	52w	120-277VAC 120-347VAC	30-42V 36-50V	700-1250mA 600-1050mA	无频闪>87% 有频闪>89%	L305*W30*H22
XZ-SR60B-YYYXXX-VVVWWW-TTT	63W	120-277VAC 120-347VAC	30-42V 36-50V	1000-1500mA 800-1200mA	无频闪>88% 有频闪>90%	L335*W30*H22

SELV Linear Series

Page 108-109

Model No.	Power	Input voltage	Output voltage	Output current	Efficiency @full load	Dimensions (mm)
XZ-SA30B-YYYXXX-VVVWWW-W-T	31.5W	120-277VAC	27-42V	300-750mA	86%	L278*W30*H21
XZ-SA30B-YYYXXX-VVVWWW-W-T	30W	120-277VAC	36-50V	200-600mA	85%	L278*W30*H21
XZ-SA40B-YYYXXX-VVVWWW-W-T	44.1W	120-277VAC	27-42V	700-1050mA	86%	L278*W30*H21
XZ-SA40B-YYYXXX-VVVWWW-W-T	42.5W	120-277VAC	36-50V	400-850mA	86%	L278*W30*H21
XZ-SA50B-YYYXXX-VVVWWW-W-T	52.5W	120-277VAC	27-42V	1050-1250mA	86%	L278*W30*H21
XZ-SA50B-YYYXXX-VVVWWW-W-T	52.5W	120-277VAC	36-50V	700-1050mA	86%	L278*W30*H21
XZ-SA60B-YYYXXX-VVVWWW-W-T	63W	120-277VAC	27-42V	1250-1500mA	88%	L302*W30*H21
XZ-SA60B-YYYXXX-VVVWWW-W-T	62.5W	120-277VAC	36-50V	900-1250mA	86%	L302*W30*H21

Troffer Series

Page 110-111

Model No.	Power	Input voltage	Output voltage	Output current	Efficiency @full load	Dimensions (mm)
XZ-TR30B-380XXX-TTT	28W	120-277VAC 120-347VAC	30-38V	400-750mA	86%	L98*W95*H21
XZ-TR40B-380XXX-TTT	40W	120-277VAC 120-347VAC	30-38V	600-1050mA	87%	L98*W95*H21
XZ-TR50B-380XXX-TTT	48W	120-277VAC 120-347VAC	30-38V	700-1250mA	87%	L98*W95*H21

US SELV Dimming Series ▶

Troffer Series

Page 110-111

Model No.	Power	Input voltage	Output voltage	Output current	Efficiency @full load	Dimensions (mm)
XZ-TR30B-480XXX-TTT	28W	120-277VAC 120-347VAC	40-48V	300-600mA	87%	L98*W95*H21
XZ-TR40B-480XXX-TTT	40W	120-277VAC 120-347VAC	40-48V	400-800mA	88%	L98*W95*H21
XZ-TR50B-480XXX-TTT	48W	120-277VAC 120-347VAC	40-48V	500-1000mA	88%	L98*W95*H21

Direct Panel Light Series

Page 112-113

Model No.	Power	Input voltage	Output voltage	Output current	Efficiency @full load	Dimensions (mm)
XZ-SD30B-420XXX-W	28.5W	120-277VAC	30-38V	400-750mA	85%	L267*W27*H20.5
XZ-SD30B-420XXX-Y	28.5W	120-277VAC	30-38V	400-750mA	87%	L267*W27*H20.5
XZ-SD40B-420XXX-W	39.9W	120-277VAC	30-38V	600-1050mA	86%	L267*W27*H20.5
XZ-SD40B-420XXX-Y	39.9W	120-277VAC	30-38V	600-1050mA	88%	L267*W27*H20.5
XZ-SD50B-420XXX-W	47.5W	120-277VAC	30-38V	900-1250mA	86%	L267*W27*H20.5
XZ-SD50B-420XXX-Y	47.5W	120-277VAC	30-38V	900-1250mA	88%	L267*W27*H20.5
XZ-SE30B-YYYXXX-VVVWWW-Y-T	28.5W	120-277VAC	30-38V	400-750mA	87%	L267*W27*H20.5
XZ-SE30B-YYYXXX-VVVWWW-W-T	28.5W	120-277VAC	30-38V	400-750mA	86%	L267*W27*H20.5
XZ-SE30B-YYYXXX-VVVWWW-Y-T	28.8W	120-277VAC	40-48V	300-600mA	87%	L267*W27*H20.5
XZ-SE30B-YYYXXX-VVVWWW-W-T	28.8W	120-277VAC	40-48V	300-600mA	86%	L267*W27*H20.5
XZ-SE40B-YYYXXX-VVVWWW-Y-T	39.9W	120-277VAC	30-38V	600-1050mA	88%	L267*W27*H20.5
XZ-SE40B-YYYXXX-VVVWWW-W-T	39.9W	120-277VAC	30-38V	600-1050mA	87%	L267*W27*H20.5
XZ-SE40B-YYYXXX-VVVWWW-Y-T	38.4W	120-277VAC	40-48V	400-800mA	88%	L267*W27*H20.5
XZ-SE40B-YYYXXX-VVVWWW-W-T	38.4W	120-277VAC	40-48V	400-800mA	87%	L267*W27*H20.5
XZ-SE50B-YYYXXX-VVVWWW-Y-T	47.5W	120-277VAC	30-38V	700-1250mA	88%	L267*W27*H20.5
XZ-SE50B-YYYXXX-VVVWWW-W-T	47.5W	120-277VAC	30-38V	700-1250mA	87%	L267*W27*H20.5
XZ-SE50B-YYYXXX-VVVWWW-Y-T	48W	120-277VAC	40-48V	600-1000mA	88%	L267*W27*H20.5
XZ-SE50B-YYYXXX-VVVWWW-W-T	48W	120-277VAC	40-48V	600-1000mA	87%	L267*W27*H20.5
XZ-SH40B-YYYXXX-VVVWWW-Y-T	39.9W	120-347VAC	30-38V	600-1050mA	88%	L267*W27*H20.5
XZ-SH40B-YYYXXX-VVVWWW-W-T	39.9W	120-347VAC	30-38V	600-1050mA	87%	L267*W27*H20.5
XZ-SH40B-YYYXXX-VVVWWW-Y-T	38.4W	120-347VAC	40-48V	400-800mA	88%	L267*W27*H20.5
XZ-SH40B-YYYXXX-VVVWWW-WT	38.4W	120-347VAC	40-48V	400-800mA	87%	L267*W27*H20.5
XZ-SH50B-YYYXXX-VVVWWW-Y-T	47.5W	120-347VAC	30-38V	700-1250mA	88%	L267*W27*H20.5
XZ-SH50B-YYYXXX-VVVWWW-W-T	47.5W	120-347VAC	30-38V	700-1250mA	87%	L267*W27*H20.5
XZ-SH50B-YYYXXX-VVVWWW-Y-T	48W	120-347VAC	40-48V	600-1000mA	88%	L267*W27*H20.5
XZ-SH50B-YYYXXX-VVVWWW-W-T	48W	120-347VAC	40-48V	600-1000mA	87%	L267*W27*H20.5

Indirect Panel Light Series

Page 114-116

Model No.	Power	Input voltage	Output voltage	Output current	Efficiency @full load	Dimensions (mm)
XZ-PD35B-420080-B (Flicker)(triac)	33.6W	120VAC	34-42V	800mA	85%	L260*W105*H22
XZ-PI40B-420090-070050-D (Flicker)	37.8W	120-277VAC	34-42V	500-700-900mA	87%	L260*W105*H22
XZ-PI50B-420120-100080-D (Flicker)	50.4W	120-277VAC	34-42V	800-1000-1200mA	88%	L260*W105*H22
XZ-PA30B-YYYXXX-Y-A (Flicker)	31.5W	120-277VAC	27-42V	400-750mA	87%	L188*W84*H34.5 L225*W84*H34.5
XZ-PA30B-YYYXXX-W-A (Flicker free)	31.5W	120-277VAC	27-42V	400-750mA	85%	L188*W84*H34.5 L225*W84*H34.5
XZ-PA50B-YYYXXX-Y-A (Flicker)	48.3W	120-277VAC	27-42V	700-1050mA	88%	L188*W84*H34.5 L225*W84*H34.5
XZ-PA50B-YYYXXX-W-A (Flicker free)	48.3W	120-277VAC	27-42V	700-1050mA	86%	L188*W84*H34.5 L225*W84*H34.5
XZ-PA60B-YYYXXX-Y-A (Flicker)	63W	120-277VAC	27-42V	1150-1500mA	88%	L188*W84*H34.5 L225*W84*H34.5
XZ-PA60B-YYYXXX-W-A (Flicker free)	63W	120-277VAC	27-42V	1150-1500mA	86%	L188*W84*H34.5 L225*W84*H34.5
XZ-PB50B-YYYXXX-VVVWWW-I-T (Flicker)	48.3W	120-277VAC	30-42V	500-1150mA	87%	L188*W84*H34.5 L225*W84*H34.5
XZ-PE30B-YYYXXX-VVVWWW-I-T (Flicker free)	31.5W	120-277VAC	30-42V	300-750mA	85%	L188*W84*H34.5 L225*W84*H34.5
XZ-PE30B-YYYXXX-VVVWWW-L-T (Flicker free)	30W	120-277VAC	36-50V	300-600mA	85%	L188*W84*H34.5 L225*W84*H34.5
XZ-PE50B-YYYXXX-VVVWWW-I-T (Flicker free)	48.3W	120-277VAC	30-42V	550-1150mA	86%	L188*W84*H34.5 L225*W84*H34.5
XZ-PE50B-YYYXXX-VVVWWW-L-T (Flicker free)	48.5W	120-277VAC	36-50V	500-970mA	86%	L188*W84*H34.5 L225*W84*H34.5
XZ-PF30B-YYYXXX-VVVWWW-I-A (Flicker free)	31.5W	120-347VAC	30-42V	300-750mA	85%	L188*W84*H34.5 L225*W84*H34.5
XZ-PF30B-YYYXXX-VVVWWW-L-A (Flicker free)	30W	120-347VAC	36-50V	300-600mA	85%	L188*W84*H34.5 L225*W84*H34.5
XZ-PF50B-YYYXXX-VVVWWW-I-A (Flicker free)	48.3W	120-347VAC	30-42V	550-1150mA	86%	L188*W84*H34.5 L225*W84*H34.5
XZ-PF50B-YYYXXX-VVVWWW-L-A (Flicker free)	48.5W	120-347VAC	36-50V	500-970mA	86%	L188*W84*H34.5 L225*W84*H34.5
XZ-PF60B-YYYXXX-I (Flicker free)	63W	120-347VAC	30-42V	1150-1500mA	87%	L188*W84*H34.5 L225*W84*H34.5
XZ-PF60B-YYYXXX-L (Flicker free)	62.5W	120-347VAC	36-50V	900-1250mA	87%	L188*W84*H34.5 L225*W84*H34.5
XZ-PH50B-YYYXXX-VVVWWW-T (Flicker)	48.3W	120-347VAC	30-42V	500-1150mA	87%	L188*W84*H34.5 L225*W84*H34.5
XZ-PF30B-YYYXXX-VVVWWW-I-T (Flicker free)	31.5W	120-347VAC	30-42V	300-750mA	85%	L188*W84*H34.5 L225*W84*H34.5
XZ-PF30B-YYYXXX-VVVWWW-L-T (Flicker free)	30W	120-347VAC	36-50V	300-600mA	85%	L188*W84*H34.5 L225*W84*H34.5
XZ-PF50B-YYYXXX-VVVVWWW-I-T (Flicker free)	48.3W	120-347VAC	30-42V	550-1150mA	86%	L188*W84*H34.5 L225*W84*H34.5
XZ-PF50B-YYYXXX-VVVVWWW-L-T (Flicker free)	48.5W	120-347VAC	36-50V	500-970mA	86%	L188*W84*H34.5 L225*W84*H34.5

US Non-SELV Dimming Series ▶

Non-SELV Linear Series

Page 119-120

Model No.	Power	Input voltage	Output voltage	Output current	Efficiency @full load	Dimensions (mm)
XZ-SK100B-YYYXXX-VVVWWW-TTTT	100W	120-277VAC 120-347VAC	80-130V	500-1000mA	93%	L242*W44.5*H31
XZ-SK150B-YYYXXX-VVVWWW-TTTT	150W	120-277VAC 120-347VAC	180-260V	350-750mA	94%	L242*W44.5*H31
XZ-SK240B-YYYXXX-VVVWWW-TTTT	240W	120-277VAC 120-347VAC	180-260V	600-1200mA	95%	L240.5*W59.9*H38
XZ-SN100B-YYYXXX-VVYWWW-TTT	100W	120-277VAC	70-150V	500-1000mA	91%	L180*W44*H31

EU SELV Linear Dimming Series

SELV DALI DT8 Series 29-30

SELV DALI DT6 Series 31-32

SELV DALI DT8 Series

Application: suitable for luminaries of Class I, such as linear lights, tri-proof lights, office lighting, etc.

Features

- Constant power output design with wide operating window.
- Support DALI-2 + push DIM and push CCT adjustable.
- DALI part 251, 252, 253 (luminaire date, energy reporting, diagnostic and maintenance).
- Support NFC reader to precisely control current, CLO, dimming curve, DALI address, etc.
- The DC emergency mode adjusts the current to 15% by default (adjustable).
- Support two independent DT6 or one DT8 output, smooth dimming, flicker free, dimming range 1-100% (amplitude dimming).
- Standby power consumption < 0.3W, meet ErP energy efficiency certification.

Product Parameters

Model No.	Power	Input voltage	Output voltage	Output current	Efficiency @full load	Dimensions (mm)
ID LCCB 35/230/150-1050 DT8 NFC FV1	35W	220-240VAC 220-240VDC	15-54V	150-1050mA	87%	L278*W30*H16
ID LCCB 50/230/350-1400 DT8 NFC FV1	50W	220-240VAC 220-240VDC	15-54V	350-1400mA	88%	L360*W30*H16
ID LCCB 75/230/500-1800 DT8 NFC FV1	75W	220-240VAC 220-240VDC	15-54V	500-1800mA	90%	L360*W30*H16
ID LCCB 100/230/800-2400 DT8 NFC FV1	100W	220-240VAC 220-240VDC	15-54V	800-2400mA	90%	L420*W30*H16

Product Specifications

Basic information	Data parameters
· Power range:	3-100W
· Adjustable output current:	NFC
· Dimming interface:	DALI-2/PUSH
· Dimming range:	1-100%
· Flicker-free:	PstLM < 1, SVM < 0.4
· Input votage shock:	320VAC 1H
· Operating temperature range:	Ta -20…+50°C
· Surge protection:	L-N:1kV L/N-GND:2kV
· Power factor:	> 0.9
· Start up time:	< 700ms@230V

Product Dimensions

1. LCCB 35

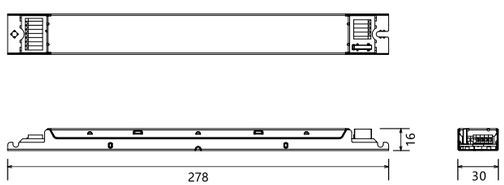

2. LCCB 50/LCCB 75



3. LCCB 100

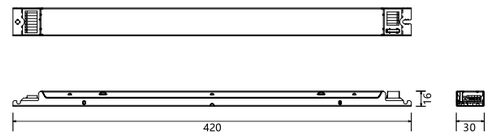

Product Wiring Diagram



SELV DALI DT6 Series

Application: suitable for luminaries of Class I, such as linear lights, tri-proof lights, floor lights and office lighting, etc.



Features

- Constant power output design with wide operating window.
- Support DALI-2 + push DIM.
- DALI part 251, 252, 253 (luminaire date, energy reporting, diagnostic and maintenance).
- Support NFC reader to precisely control current, CLO, dimming curve, DALI address, etc.
- The DC emergency mode adjusts the current to 15% by default (adjustable).
- Smooth dimming, flicker free, dimming range 1-100% (amplitude dimming).
- Standby power consumption < 0.3W, meet ErP energy efficiency certification.

Product Parameters

Model No.	Power	Input voltage	Output voltage	Output current	Efficiency @full load	Dimensions (mm)
ID LCCB 35/230/100-850 DALI NFC FV1	35W	220-240VAC 220-240VDC	15-54V	100-850mA	88%	L278*W30*H16
ID LCCB 40/230/250-1050 DALI NFC FV1	40W	220-240VAC 220-240VDC	15-54V	250-1050mA	88%	L278*W30*H16
ID LCCB 50/230/350-1400 DALI NFC FV1	50W	220-240VAC 220-240VDC	15-54V	350-1400mA	89%	L278*W30*H16
ID LCCB 60/230/500-1650 DALI NFC FV1	60W	220-240VAC 220-240VDC	15-54V	500-1650mA	90%	L278*W30*H16
ID LCCB 75/230/700-2000 DALI NFC FV1	75W	220-240VAC 220-240VDC	15-54V	700-2000mA	90%	L360*W30*H16
ID LCCB 100/230/900-2200 DALI NFC FV1	100W	220-240VAC 220-240VDC	15-54V	900-2200mA	90%	L405*W30*H16

Product Specifications

Basic information	Data parameters
· Power range:	2-100W
· Adjustable output current:	NFC
· Dimming interface:	DALI-2/PUSH
· Dimming range:	1-100%
· Flicker-free:	PstLM < 1, SVM < 0.4
· Input votage shock:	320VAC 1H
· Operating temperature range:	Ta -20…+50°C
· Surge protection:	L-N:1kV L/N-GND:2kV
· Power factor:	> 0.9
· Start up time:	< 700ms@230V

Product Dimensions

1. LCCB 35/LCCB 40/LCCB 50/LCCB 60

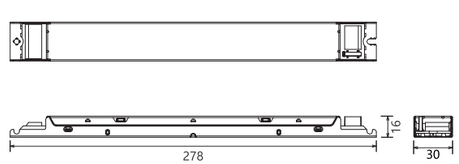

2. LCCB 75

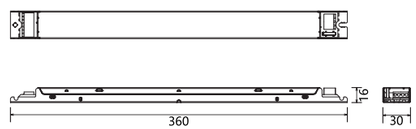

3. LCCB 100

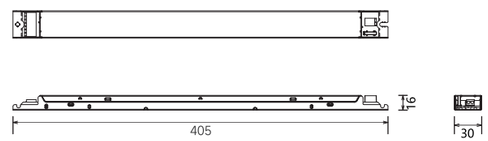

Product Wiring Diagram





EU SELV Linear Non-dimming Series

SELV NFC Series 35-36

SELV DIP Series 37-38

SELV NFC Series

NFC

Application: suitable for luminaries of Class I, such as linear lights, tri-proof lights, office lighting, etc.

Features

- Constant power output design with wide operating window.
- High power factor, suitable for luminaries of Class I.
- Flicker free.
- Support NFC reader to precisely control current, CLO.

Product Parameters

Model No.	Power	Input voltage	Output voltage	Output current	Efficiency @full load	Dimensions (mm)
ID LCCB 35/230/100-850 NFC FV1	35W	220-240VAC/DC	15-54V	100-850mA	87%	L278*W30*H21
ID LCCB 50/230/350-1400 NFC FV1	50W	220-240VAC/DC	15-54V	350-1400mA	88%	L278*W30*H21
ID LCCB 75/230/700-2000 NFC FV1	75W	220-240VAC/DC	15-54V	700-2000mA	88%	L302*W30*H21
ID LCCB 100/230/900-2200 NFC FV1	100W	220-240VAC/DC	15-54V	900-2200mA	89%	L358*W30*H21

Product Specifications

Basic information	Data parameters
· Power range:	2-100w
· Adjustable output current:	NFC
· Dimming interface:	/
· Dimming range:	/
· Flicker-free:	PstLM < 1, SVM < 0.4
· Input votage shock:	320VAC 1H
· Operating temperature range:	Ta -20…+50°C
· Surge protection:	L-N:1kV L/N-GND:2kV
· Power factor:	> 0.9
· Start up time:	< 500ms@230V

Product Dimensions

1. LCCB 35/LCCB 50

2. LCCB 75

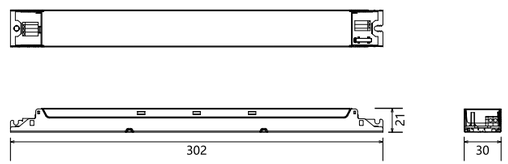

3. LCCB 100

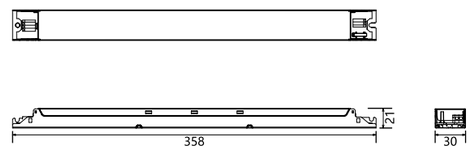

Product Wiring Diagram



SELV DIP Series

DIP set

Application: suitable for luminaries of Class I, such as linear lights, tri-proof lights, office lighting, etc.

Features

- Constant power output design with wide operating window.
- High power factor, suitable for luminaries of Class I.
- Flicker free.
- DIP switch for multi-currents.

Product Parameters

Model No.	Power	Input voltage	Output voltage	Output current	Efficiency @full load	Dimensions (mm)
ID LCCB 35/230/350-700 DIP FV1	35W	220-240VAC 220-240VDC	15-54V	350-700mA	87%	L278*W30*H21
ID LCCB 35/230/500-850 DIP FV1	35W	220-240VAC 220-240VDC	15-54V	500-850mA	87%	L278*W30*H21
ID LCCB 50/230/750-1100 DIP FV1	50W	220-240VAC 220-240VDC	15-54V	750-1100mA	88%	L278*W30*H21
ID LCCB 50/230/1050-1400 DIP FV1	50W	220-240VAC 220-240VDC	15-54V	1050-1400mA	88%	L278*W30*H21
ID LCCB 75/230/1300-1650 DIP FV1	75W	220-240VAC 220-240VDC	15-54V	1300-1650mA	88%	L302*W30*H21
ID LCCB 75/230/1650-2000 DIP FV1	75W	220-240VAC 220-240VDC	15-54V	1650-2000mA	88%	L302*W30*H21
ID LCCB 100/230/1850-2200 DIP FV1	100W	220-240VAC 220-240VDC	15-54V	1850-2200mA	89%	L358*W30*H21

Product Specifications

Basic information	Data parameters
· Power range:	6-100W
· Adjustable output current:	DIP Switch
· Dimming interface:	/
· Dimming range:	/
· Flicker-free:	PstLM < 1, SVM < 0.4
· Input votage shock:	320VAC 1H
· Operating temperature range:	Ta -20…+50°C
· Surge protection:	L-N:1kV L/N-GND:2kV
· Power factor:	> 0.9
· Start up time:	< 500ms@230V

Product Dimensions

1. LCCB 35/LCCB 50

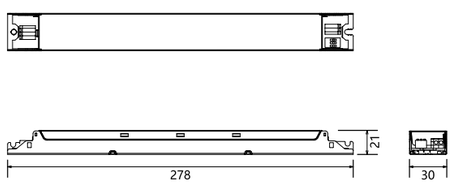

2. LCCB 75

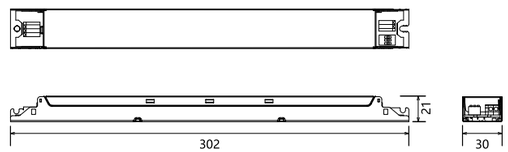

3. LCCB 100

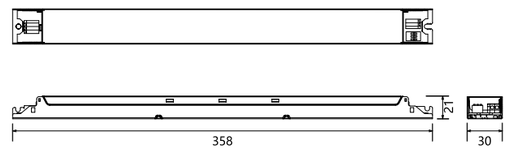

Product Wiring Diagram



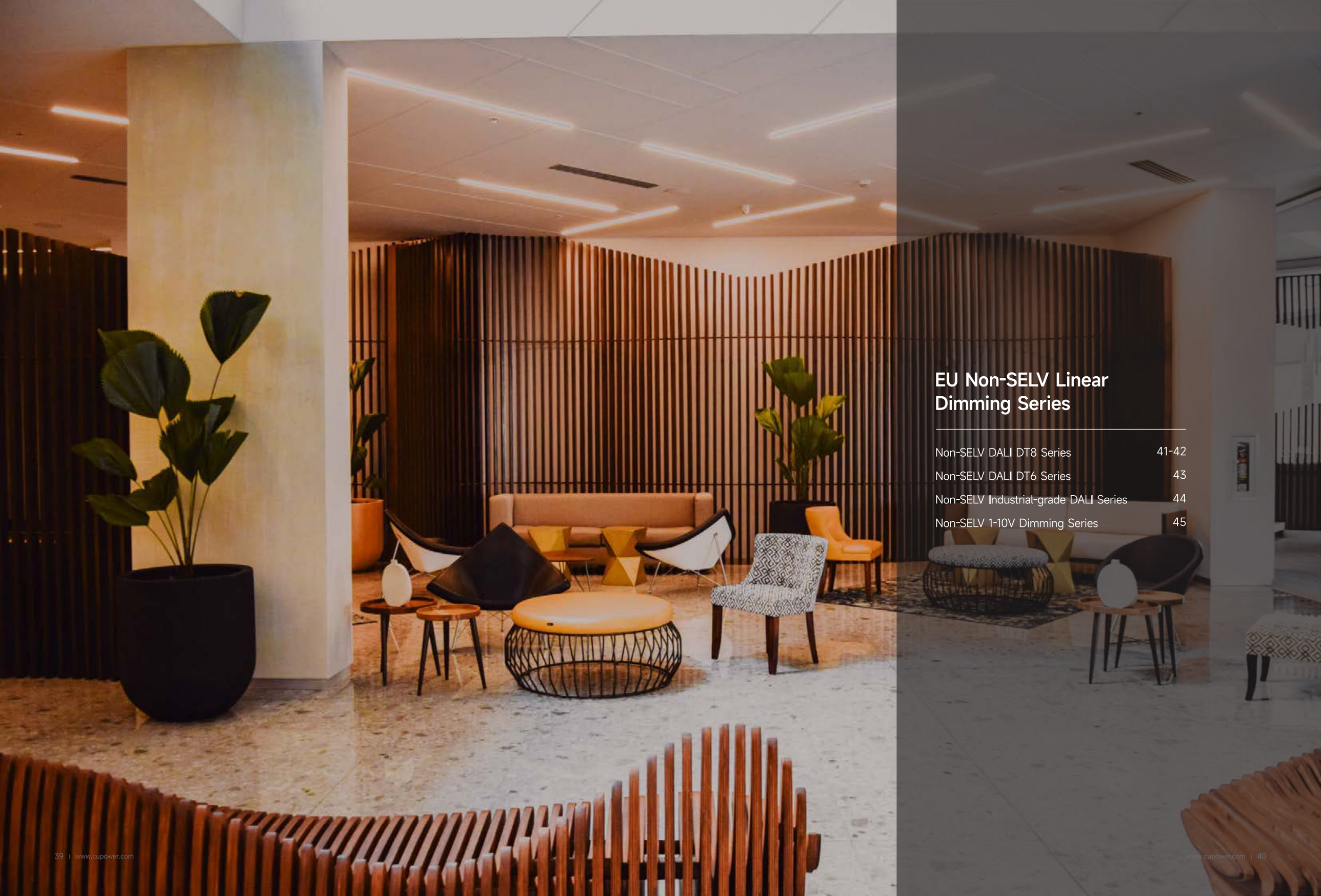

EU Non-SELV Linear Dimming Series

Non-SELV DALI DT8 Series 41-42

Non-SELV DALI DT6 Series 43

Non-SELV Industrial-grade DALI Series 44

Non-SELV 1-10V Dimming Series 45

Non-SELV DALI DT8 Series

Application: suitable for luminaries of Class I, such as linear lights, tri-proof lights, floor lights and office lighting, etc.



Features

- Constant power output design with wide operating window.
- Support DALI-2 + push DIM and push CCT adjustable.
- DALI part 251, 252, 253 (luminaire date, energy reporting, diagnostic and maintenance).
- Support NFC reader to precisely control current, CLO, dimming curve, DALI address, etc.
- The DC emergency mode adjusts the current to 15% by default (adjustable).
- Support two independent DT6 or one DT8 output, smooth dimming, flicker free, dimming range 1-100% (amplitude dimming).
- Standby power consumption < 0.3W, meet ErP energy efficiency certification.

Product Parameters

Model No.	Power	Input voltage	Output voltage	Output current	Efficiency @full load	Dimensions (mm)
ID LCCB 36/230/075-400 DT8 NFC FV1	36W	220-240VAC 220-240VDC	50-240V	75-400mA	90%	L278*W30*H16
ID LCCB 75/230/150-700 DT8 NFC FV1	75W	220-240VAC 220-240VDC	50-240V	150-700mA	92%	L360*W30*H16
ID LCCB 100/230/200-1050 DT8 NFC FV1	100W	220-240VAC 220-240VDC	50-240V	200-1050mA	93%	L405*W30*H16

Product Specifications

Basic information	Data parameters
· Power range:	4-100W
· Adjustable output current:	NFC
· Dimming interface:	DALI-2/PUSH
· Dimming range:	1-100%
· Flicker-free:	PstLM < 1, SVM < 0.4
· Input votage shock:	320VAC 1H
· Operating temperature range:	Ta -20…+50°C
· Surge protection:	L-N:1kV L/N-GND:2kV
· Power factor:	> 0.9
· Start up time:	< 700ms@230V

Product Dimensions

1. LCCB 36

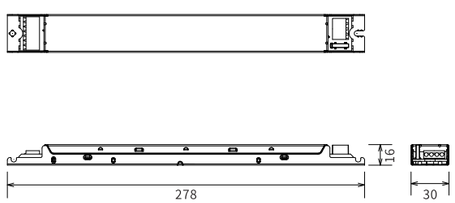

2. LCCB 75

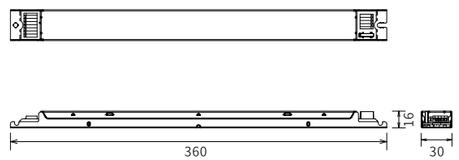

3. LCCB 100

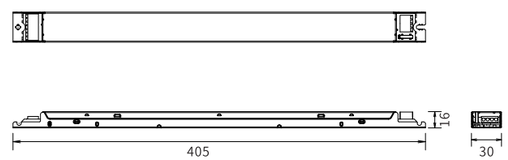

Product Wiring Diagram



Non-SELV DALI DT6 Series

Application: suitable for luminaries of Class I, such as linear lights, tri-proof lights, floor lights and office lighting, etc.

Features

- Constant power output design with wide operating window.
- Support DALI-2 + push DIM.
- DALI part 251, 252, 253 (luminaire date, energy reporting, diagnostic and maintenance).
- Support NFC reader to precisely control current, CLO, dimming curve, DALI address, etc.
- The DC emergency mode adjusts the current to 15% by default (adjustable).
- Smooth dimming, flicker free, dimming range 1-100% (amplitude dimming).
- Standby power consumption < 0.3W, meet ErP energy efficiency certification.

Product Parameters

Model No.	Power	Input voltage	Output voltage	Output current	Efficiency @full load	Dimensions (mm)
ID LCCB 36/230/050-400 DALI NFC FV1	36W	220-240VAC 220-240VDC	57-137V	50-400mA	92%	L278*W30*H16
ID LCCB 75/230/050-400 DALI NFC FV1	75W	220-240VAC 220-240VDC	50-220V	50-400mA	92%	L278*W30*H16
ID LCCB 100/230/200-700 DALI NFC FV1	100W	220-240VAC 220-240VDC	50-220V	200-700mA	93%	L360*W30*H16

Product Specifications

Basic information	Data parameters
· Power range:	3-100W
· Adjustable output current:	NFC
· Dimming interface:	DALI-2
· Dimming range:	1-100%
· Flicker-free:	PstLM < 1, SVM < 0.4
· Input votage shock:	320VAC 1H
· Operating temperature range:	Ta -20...+50°C
· Surge protection:	L-N:1kV L/N-GND:2kV
· Power factor:	> 0.9
· Start up time:	< 700ms@230V

Product Dimensions

1. LCCB 36/LCCB 75

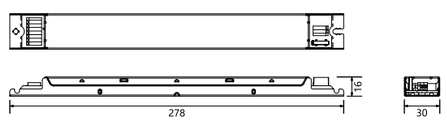

2. LCCB 100



Product Wiring Diagram



Non-SELV Industrial-grade DALI Series

Application: suitable for luminaries of Class I/II, such as industrial linear lights, linear highbay and industrial workshops, etc.

Features

- Constant power output design with wide operating window.
- Support DALI-2 + push DIM.
- DALI part 251, 252, 253 (luminaire date, energy reporting, diagnostic and maintenance).
- Support NFC reader to precisely control current, CLO, dimming curve, DALI address, etc.
- The DC emergency mode adjusts the current to 15% by default (adjustable).
- Smooth dimming, flicker free, dimming range 1-100% (amplitude dimming).
- Standby power consumption < 0.3W, meet ErP energy efficiency certification.
- High surge protection L-N: 4kV、L/N-GND: 4kV.



Product Parameters

Model No.	Power	Input voltage	Output voltage	Output current	Efficiency @full load	Dimensions (mm)
ID LCCB 75/230/125-550 DALI NFC IND FV1	75W	220-240VAC 220-240VDC	64-290V	125-550mA	93%	L358*W30*H21
ID LCCB 100/230/200-700 DALI NFC IND FV1	100W	220-240VAC 220-240VDC	64-290V	200-700mA	94%	L358*W30*H21
ID LCCB 150/230/200-900 DALI NFC IND FV1	150W	220-240VAC 220-240VDC	64-290V	200-900mA	94%	L358*W30*H21
ID LCCB 300/230/250-1600 DALI NFC IND FV1	300W	220-240VAC 220-240VDC	64-290V	250-1600mA	95%	L480*W30*H21

Product Specifications

Basic information	Data parameters
· Power range:	8-300W
· Adjustable output current:	NFC
· Dimming interface:	DALI-2
· Dimming range:	1-100%
· Flicker-free:	PstLM < 1, SVM < 0.4
· Input votage shock:	320VAC 1H
· Operating temperature range:	Ta-40...+65°C
· Surge protection:	L-N:4kV L/N-GND:4kV
· Power factor:	> 0.9
· Start up time:	< 700ms@230V

Product Dimensions

1. LCCB 75/LCCB 100/LCCB 150

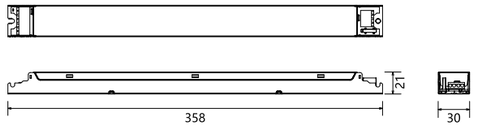

2. LCCB 300

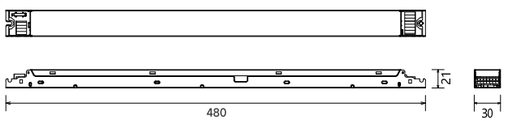

Product Wiring Diagram



Non-SELV 1-10V Dimming Series

1-10 V | DIP set

Application: suitable for luminaries of Class I, such as linear lights, tri-proof lights and office lighting, etc.

Features

- Constant power output design with wide operating window.
- High power factor, suitable for luminaries of Class I.
- Flicker free.
- DIP switch for multi-currents.
- Smooth dimming, flicker free, dimming range 1-100% (amplitude dimming).
- Standby power consumption < 0.5W, meet ErP energy efficiency certification.

Product Parameters

Model No.	Power	Input voltage	Output voltage	Output current	Efficiency @full load	Dimensions (mm)
ID LCCB 36/230/200-400 1-10V FV2	36W	220-240VAC 220-240VDC	50-137V	200-400mA	91%	L193*W30*H21
ID LCCB 75/230/200-400 1-10V FV2	75W	220-240VAC 220-240VDC	50-220V	200-400mA	92%	L278*W30*H21
ID LCCB 100/230/400-700 1-10V FV2	100W	220-240VAC 220-240VDC	50-220V	400-700mA	93%	L278*W30*H21

Product Specifications

Basic information	Data parameters
· Power range:	10-100W
· Adjustable output current:	DIP Switch
· Dimming interface:	1-10V
· Dimming range:	1-100%
· Flicker-free:	PstLM < 1, SVM < 0.4
· Input votage shock:	320VAC 1H
· Operating temperature range:	Ta -20...+50°C
· Surge protection:	L-N:1kV L/N-GND:2kV
· Power factor:	> 0.9
· Start up time:	< 500ms@230V

Product Dimensions

1. LCCB 36

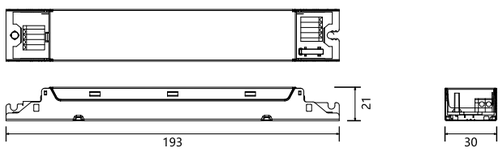

2. LCCB 75/LCCB 100

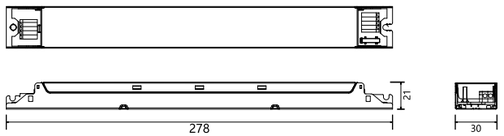

Product Wiring Diagram



EU Non-SELV Linear Non-dimming Series

Non-SELV Industrial-grade NFC Series 49

Non-SELV NFC Series 50

Non-SELV DIP Series 51

Non-SELV Color Temperature Adjustable Series 52

Non-SELV Industrial-grade NFC Series

NFC

Application: suitable for luminaries of Class I/II, such as industrial linear lights, linear highbay and industrial workshops, etc.

Features

- Constant power output design with wide operating window.
- High power factor, suitable for luminaries of Class I.
- Flicker free.
- Support NFC reader to precisely control current, CLO.
- High surge protection L-N: 4kV, L/N-GND: 4kV.



Product Parameters

Model No.	Power	Input voltage	Output voltage	Output current	Efficiency @full load	Dimensions (mm)
ID LCCB 75/230/125-550 NFC IND FV1	75W	220-240VAC 220-240VDC	64-290V	125-550mA	93%	L278*W30*H21
ID LCCB 100/230/200-700 NFC IND FV1	100W	220-240VAC 220-240VDC	64-290V	200-700mA	94%	L358*W30*H21
ID LCCB 150/230/200-900 NFC IND FV1	150W	220-240VAC 220-240VDC	64-290V	200-900mA	94%	L358*W30*H21
ID LCCB 300/230/250-1600 NFC IND FV1	300W	220-240VAC 220-240VDC	64-290V	250-1600mA	95%	L480*W30*H21

Product Specifications

Basic information	Data parameters
· Power range:	8-300W
· Adjustable output current:	NFC
· Dimming interface:	/
· Dimming range:	/
· Flicker-free:	PstLM < 1, SVM < 0.4
· Input votage shock:	320VAC 1H
· Operating temperature range:	Ta -40...+65°C
· Surge protection:	L-N:4kV L/N-GND:4kV
· Power factor:	> 0.9
· Start up time:	< 500ms@230V

Product Dimensions

1. LCCB 75

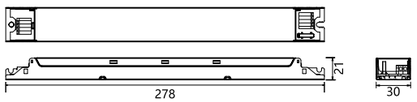

2. LCCB 100/LCCB 150

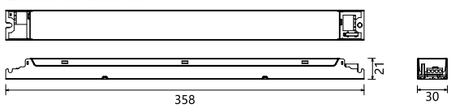

3. LCCB 300

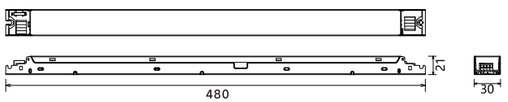

Product Wiring Diagram



Non-SELV NFC Series

NFC

Application: suitable for luminaries of Class I, such as linear lights, tri-proof lights and office lighting, etc.

Features

- Constant power output design with wide operating window.
- High power factor, suitable for luminaries of Class I.
- Flicker free.
- Support NFC reader to precisely control current, CLO.

Product Parameters

Model No.	Power	Input voltage	Output voltage	Output current	Efficiency @full load	Dimensions (mm)
ID LCCB 36/230/120-400 NFC FV1	36W	220-240VAC 220-240VDC	50-137V	120-400mA	91%	L193*W30*H21
ID LCCB 75/230/120-400 NFC FV1	75W	220-240VAC 220-240VDC	50-220V	120-400mA	92%	L278*W30*H21
ID LCCB 100/230/250-700 NFC FV1	100W	220-240VAC 220-240VDC	50-220V	250-700mA	93%	L278*W30*H21

Product Specifications

Basic information	Data parameters
· Power range:	6-100W
· Adjustable output current:	NFC
· Dimming interface:	/
· Dimming range:	/
· Flicker-free:	PstLM < 1, SVM < 0.4
· Input votage shock:	320VAC 1H
· Operating temperature range:	Ta -20…+55 °C
· Surge protection:	L-N:1kV L/N-GND:2kV
· Power factor:	> 0.9
· Start up time:	< 50ms@230V

Product Dimensions

1. LCCB 36

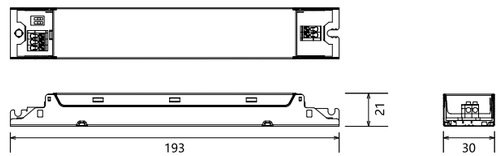

2. LCCB 75/LCCB 100

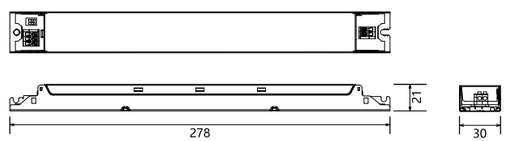

Product Wiring Diagram



Non-SELV DIP Series

DIP set

Application: suitable for luminaries of Class I, such as linear lights, tri-proof lights and office lighting, etc.

Features

- Constant power output design with wide operating window.
- High power factor, suitable for luminaries of Class I.
- Flicker free.
- DIP switch for multi-currents.

Product Parameters

Model No.	Power	Input voltage	Output voltage	Output current	Efficiency @full load	Dimensions (mm)
ID LCCB 36/230/200-400 DIP FV1	36W	220-240VAC 220-240VDC	50-137V	200-400mA	91%	L193*W30*H21
ID LCCB 75/230/200-400 DIP FV1	75W	220-240VAC 220-240VDC	50-220V	200-400mA	92%	L278*W30*H21
ID LCCB 100/230/400-700 DIP FV1	100W	220-240VAC 220-240VDC	50-220V	400-700mA	93%	L278*W30*H21

Product Specifications

Basic information	Data parameters
· Power range:	10-100W
· Adjustable output current:	DIP Switch
· Dimming interface:	/
· Dimming range:	/
· Flicker-free:	PstLM < 1, SVM < 0.4
· Input votage shock:	320VAC 1H
· Operating temperature range:	Ta -25...+55°C
· Surge protection:	L-N:1kV L/N-GND:2kV
· Power factor:	> 0.9
· Start up time:	< 500ms@230V

Product Dimensions

1. LCCB 36

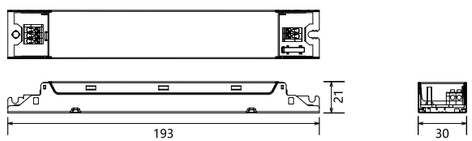

2. LCCB 75/LCCB 100

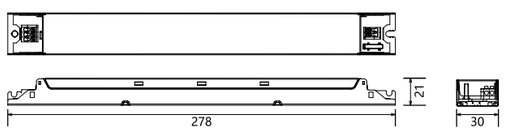

Product Wiring Diagram



Non-SELV Color Temperature Series

DIP set

Application: suitable for luminaries of Class I, such as linear lights, tri-proof lights and office lighting, etc.

CCT

Features

- High power factor, suitable for luminaries of Class I.
- Flicker free.
- DIP switch for multi-currents.
- Support 3-step color temperature selection via sliding switch (optional).

Product Parameters

Model No.	Power	Input voltage	Output voltage	Output current	Efficiency @full load	Dimensions (mm)
XZ-LK20B-600XXX-T	20W	220-240VAC	25-60V	200-350mA	89%	L177*W30*H21
XZ-LK40B-121XXX-T	40W	220-240VAC	52-120V	200-350mA	90%	L177*W30*H21
XZ-LK60B-171XXX-T	60W	220-240VAC	90-175V	200-350mA	91%	L193*W30*H21

Product Specifications

Basic information	Data parameters
· Power range:	5-60W
· Adjustable output current:	DIP Switch
· Dimming interface:	/
· Dimming range:	/
· Flicker-free:	PstLM < 1, SVM < 0.4
· Input votage shock:	320VAC 1H
· Operating temperature range:	Ta -20...+50°C
· Surge protection:	L-N:1kV L/N-GND:2kV
· Power factor:	> 0.9
· Start up time:	< 500ms@230V

Product Dimensions

1. LK20B/LK40B

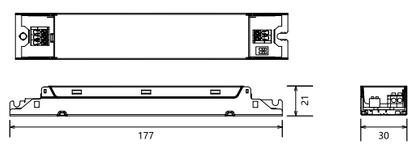

2. LK60B

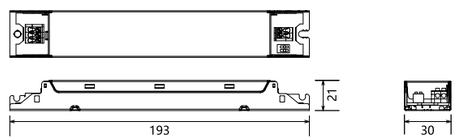

Product Wiring Diagram





EU SELV Compact Dimming Series

DALI DT8 Series	55-56
DALI DT6 Flash Series	57
DALI DT6 Independent Series	58
DALI DT6 Loop Through Series	59
DALI Removable Terminal Blocks Series	60
RD DALI DT6 Series	61
RD DALI DT8 Series	62
RD 0/1-10V Series	63
1-10V Dimming Series	64

DALI DT8 Series

Application: suitable for luminaries of Class I/II, such as downlights, panel lights and exhibition hall lighting, office lighting, supermarket retail, etc.

Features

- Constant power output design with wide operating window.
- Support DALI-2 + push DIM + push CCT adjustable.
- Support NFC reader to precisely control current, CLO, dimming curve, DALI address, etc.
- Support two independent DT6 or one DT8 output, dimming range 1-100% (amplitude dimming).
- Smooth dimming and color temperature, flicker free.
- DALI part 251, 252, 253 (luminaire date, energy reporting, diagnostic and maintenance) (suitable for 30W, 44W, 60W).
- The DC emergency mode adjusts the current to 15% by default (adjustable) (suitable for 30W, 44W, 60W).
- Removable terminal blocks, comply with 2.5mm2 engineering incoming line specification.
- Standby power consumption < 0.5W, meet ErP energy efficiency certification.



XZ-ID-LOOP-C

XZ-ID-C

Product Parameters

Model No.	Power	Input voltage	Output voltage	Output current	Efficiency @full load	Dimensions (mm)
ID CCCB 20/230/150-500 DT8 NFC FV1	20W	220-240VAC 220-240VDC	10-48V	150-500mA	85%	L109*W43*H21
ID CCCB 30/230/350-850 DT8 NFC FV1	30W	220-240VAC 220-240VDC	10-54V	350-850mA	88%	L135*W56.5*H21
ID CCCB 44/230/500-1050 DT8 NFC FV1	44W	220-240VAC 220-240VDC	10-54V	500-1050mA	89%	L135*W56.5*H21
ID CCCB 60/230/700-1500 DT8 NFC FV1	60W	220-240VAC 220-240VDC	10-54V	700-1500mA	90%	L135*W70*H21

Product Specifications

Basic information	Data parameters
· Power range:	2-60W
· Adjustable output current:	NFC
· Dimming interface:	DALI-2/PUSH
· Dimming range:	1-100%
· Flicker-free:	PstLM < 1, SVM < 0.4
· Input votage shock:	320VAC 1H
· Operating temperature range:	Ta -20...+50°C
· Surge protection:	L-N:1kV
· Power factor:	> 0.9
· Start up time:	< 700ms@230V

Terminal block

1.XZ-ID-LOOP-C

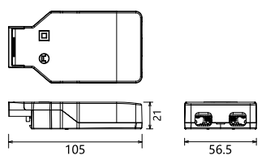

2.XZ-ID-C

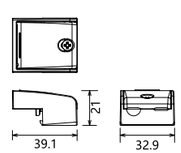

Product Dimensions

1.CCCB 20 DALI DT8

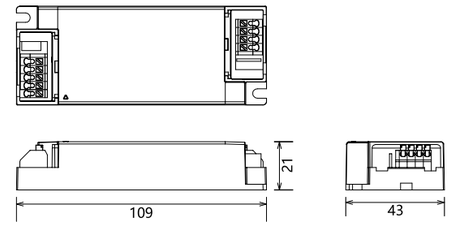

2. CCCB 30/CCCB 44 DALI DT8

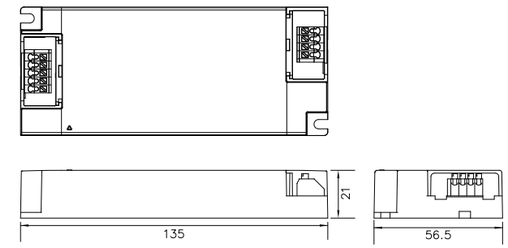

3. CCCB 60 DALI DT8

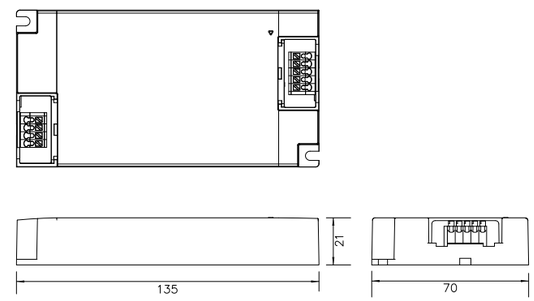

Product Wiring Diagram



DALI DT6 Flash Series

Application: suitable for luminaries of Class I/II, such as downlights, linear lights, office lighting, supermarket retail lighting, exhibition hall lighting, etc.

Features

- Constant power output design with wide operating window.
- Support DALI-2 + push DIM.
- Support NFC reader to precisely control current, CLO, dimming curve, DALI address, etc.
- DALI part 251, 252, 253 (luminaire date, energy reporting, diagnostic and maintenance).
- The DC emergency mode adjusts the current to 15% by default (adjustable).
- Smooth dimming, flicker free, dimming range 1-100% (amplitude dimming).
- Standby power consumption < 0.5W, meet ErP energy efficiency certification.



Product Parameters

Model No.	Power	Input voltage	Output voltage	Output current	Efficiency @full load	Dimensions (mm)
ID CCCB 40/230/150-1050 DALI NFC FV1	40W	220-240VAC 220-240VDC	5-52VDC	150-1050mA	89%	L150*W29*H21

Product Specifications

Basic information	Data parameters
· Power range:	8-40W
· Adjustable output current:	NFC
· Dimming interface:	DALI-2/ PUSH
· Dimming range:	1-100%
· Flicker-free:	PstLM < 1, SVM < 0.4
· Input votage shock:	320VAC 1H
· Operating temperature range:	Ta -20...+45°C
· Surge protection:	L-N: 1kV
· Power factor:	> 0.9
· Start up time:	< 700ms@230V

Product Dimensions

1. Built-in

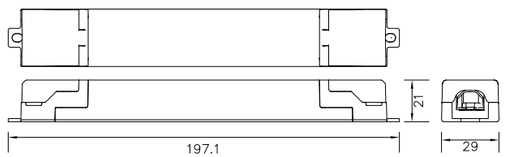

2. Independent

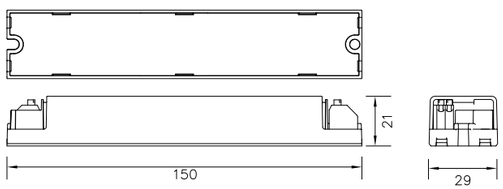

Product Wiring Diagram



Terminal block

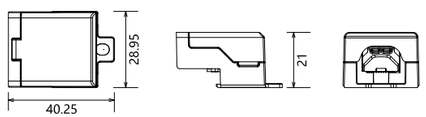

DALI DT6 Independent Series

Application: suitable for luminaries of Class I/II, such as downlights, office lighting, supermarket retail lighting, etc.

Features

- Constant power output design with wide operating window.
- Support DALI-2 + push DIM.
- The DC emergency mode adjusts the current to 15% by default (adjustable).
- Smooth dimming, flicker free, dimming range 1-100% (amplitude dimming).
- DIP switch for multi-currents.
- Standby power consumption < 0.5W, meet ErP energy efficiency certification.

15W ϕ40
30W ϕ50

Product Parameters

Model No.	Power	Input voltage	Output voltage	Output current	Efficiency @full load	Dimensions (mm)
ID CCCI 15/230/100-450 DALI FV1	15W	220-240VAC 220-240VDC	2.5-52V	100-450mA	85%	L145*W33*H21
ID CCCI 30/230/400-750 DALI FV1	30W	220-240VAC 220-240VDC	2.5-52V	400-750mA	88%	L160*W43*H21

Product Specifications

Basic information	Data parameters
· Power range:	3-30W
· Adjustable output current:	DIP Switch
· Dimming interface:	DALI-2/PUSH
· Dimming range:	1-100%
· Flicker-free:	PstLM < 1, SVM < 0.4
· Input votage shock:	320VAC 1H
· Operating temperature range:	Ta -20...+50°C
· Surge protection:	L-N: 1kV
· Power factor:	> 0.9
· Start up time:	< 700ms@230V

Product Dimensions

1. ID CCCI 15/230/100-450

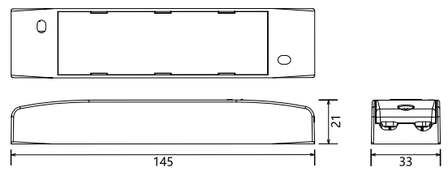

2. ID CCCI 30/230/400-750

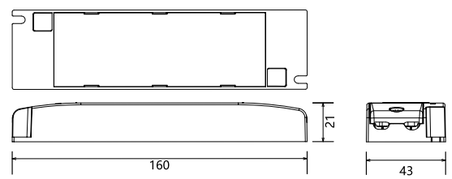

Product Wiring Diagram

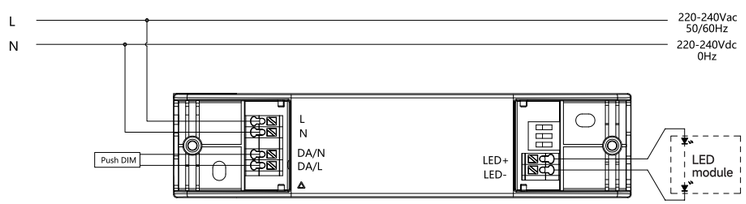

DALI DT6 Loop Through Series

Application: suitable for luminaries of Class I/II, such as panel lights, office lighting, supermarket retail lighting, etc.

Features

- Constant power output design with wide operating window.
- Support DALI-2 + push DIM.
- DALI part 251, 252, 253 (luminaire date, energy reporting, diagnostic and maintenance).
- The DC emergency mode adjusts the current to 15% by default (adjustable).
- Smooth dimming, flicker free, dimming range 1-100% (amplitude dimming).
- DIP switch for multi-currents.
- Comply with cotton cover test requirements (maximum current 950mA).
- Comply with 2.5mm²engineering incoming line specification.
- Standby power consumption < 0.5W, meet ErP energy efficiency certification.

Product Parameters

Model No.	Power	Input voltage	Output voltage	Output current	Efficiency @full load	Dimensions (mm)
ID CCCI 40/230/300-1050 DALI DIP FV1	40W	220-240VAC 220-240VDC	25-40V	300-1050mA	89%	L170*W65*H30
ID CCCI 44/230/300-1050 DALI FV1	44W	220-240VAC 220-240VDC	6-52V	300-1050mA	88%	L170*W65*H30

Product Specifications

Basic information	Data parameters
· Power range:	2-44W
· Adjustable output current:	DIP Switch
· Dimming interface:	DALI-2/PUSH
· Dimming range:	1-100%
· Flicker-free:	PstLM < 1, SVM < 0.4
· Input votage shock:	320VAC 1H
· Operating temperature range:	Ta -20…+45°C
· Surge protection:	L-N:1kV LN-GND:2kV
· Power factor:	> 0.9
· Start up time:	< 700ms@230V

Product Wiring Diagram

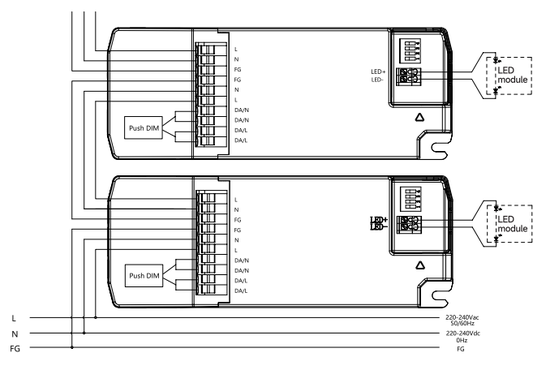

Product Dimensions

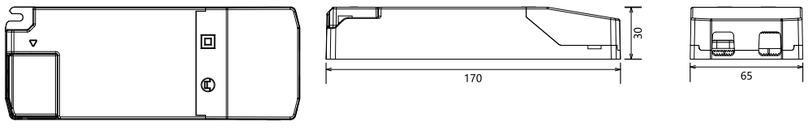

DALI Removable Terminal Blocks Series

Application: suitable for luminaries of Class I/II, such as track lights, panel lights, office lighting, supermarket retail lighting, restaurant lighting, etc.

Features

- Constant power output design with wide operating window.
- Support DALI-2 + push DIM.
- DALI part 251, 252, 253 (luminaire date, energy reporting, diagnostic and maintenance).
- The DC emergency mode adjusts the current to 15% by default (adjustable).
- Smooth dimming, flicker free, dimming range 1-100% (amplitude dimming).
- DIP switch for multi-currents.
- Removable terminal blocks, comply with 2.5mm²engineering incoming line specification.
- Standby power consumption < 0.5W, meet ErP energy efficiency certification.



Product Parameters

Model No.	Power	Input voltage	Output voltage	Output current	Efficiency @full load	Dimensions (mm)
ID CCCB 28/230/150-700 DALI FV1	28W	220-240VAC 220-240VDC	6-52V	150-700mA	87%	L97*W43*H30
ID CCCB 40/230/300-1050 DALI FV1	40W	220-240VAC 220-240VDC	6-52V	300-1050mA	87%	L97*W43*H30
ID CCCB 44/230/300-1050 DALI FV1	44W	220-240VAC 220-240VDC	6-52V	300-1050mA	87%	L97*W43*H30

Product Specifications

Basic information	Data parameters
· Power range:	1-44W
· Adjustable output current:	DIP Switch
· Dimming interface:	DALI-2/PUSH
· Dimming range:	1-100%
· Flicker-free:	PstLM < 1, SVM < 0.4
· Input votage shock:	320VAC 1H
· Operating temperature range:	Ta -20…+50°C
· Surge protection:	L-N:1kV
· Power factor:	> 0.9
· Start up time:	< 700ms@230V

Product Wiring Diagram

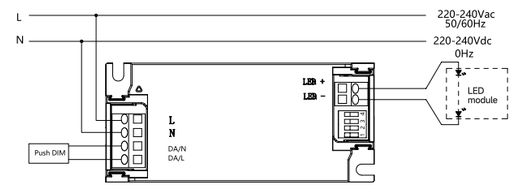

Terminal block

1.XZ-ID-LOOP-A

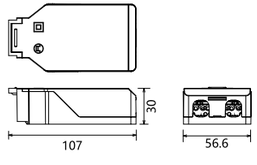

2.XZ-ID-A

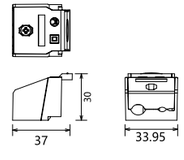

Product Dimensions

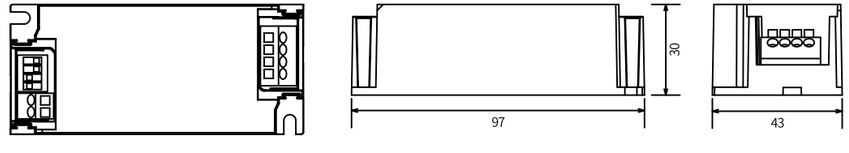

RD DALI DT6 Series

Application: suitable for luminaries of Class I/II, such as downlights, panel lights, office lighting, supermarket retail lighting, etc.

Features

- Constant power output design with wide operating window.
- Support DALI-2 + push DIM.
- Smooth dimming, dimming range 0.1-100%.
- DIP switch for multi-currents.
- Standby power consumption < 0.5W, meet ErP energy efficiency certification.

12-20W ϕ45

40W ϕ50

Product Parameters

Model No.	Power	Input voltage	Output voltage	Output current	Efficiency @full load	Dimensions (mm)
RD CCCI 12/230/100-450 DT6 DIP FV1	12W	220-240VAC 220-240VDC	6-42V	100-450mA	85%	L133*W38*H21
RD CCCI 12/230/350-700 DT6 DIP FV1	12W	220-240VAC 220-240VDC	6-30V	350-700mA	83%	L133*W38*H21
RD CCCI 20/230/350-700 DT6 DIP FV1	20W	220-240VAC 220-240VDC	6-42V	350-700mA	86%	L133*W38*H21
RD CCCI 40/230/700-1050 DT6 DIP FV1	40W	220-240VAC 220-240VDC	6-42V	700-1050mA	88%	L156*W43*H21

Product Specifications

Basic information	Data parameters
· Power range:	1-40W
· Adjustable output current:	DIP Switch
· Dimming interface:	DALI-2/PUSH
· Dimming range:	0.1-100%
· Flicker-free:	PstLM < 1, SVM < 0.4
· Input votage shock:	320VAC 1H
· Operating temperature range:	Ta-20…+45°C
· Surge protection:	L-N:1kV
· Power factor:	> 0.9
· Start up time:	< 750ms@230V

Product Dimensions

1.CCCI 12/CCCI 20

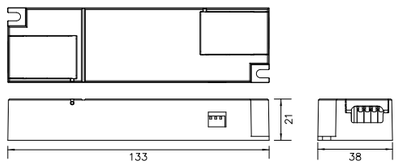

2.CCCI 40

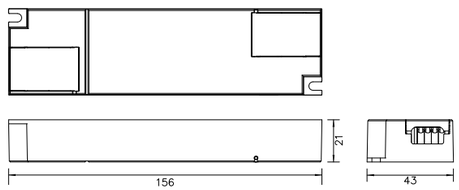

Product Wiring Diagram

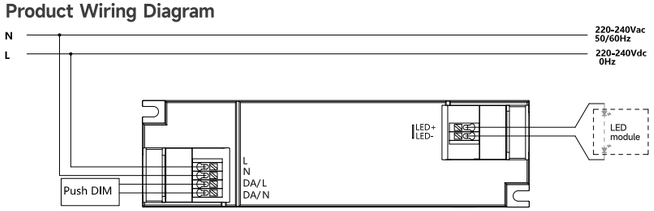

RD DALI DT8 Series

Application: suitable for luminaries of Class I/II, such as downlights, panel lights, office lighting, supermarket retail lighting, etc.

Features

- Constant power output design with wide operating window.
- Support DALI-2 + push DIM and push CCT adjustable.
- Support two independent DT6 or one DT8 output, dimming range 0.1-100%.
- Smooth dimming and color temperature.
- DIP switch for multi-currents.
- Standby power consumption < 0.5W, meet ErP energy efficiency certification.

12-20W ϕ45

40W ϕ50

Product Parameters

Model No.	Power	Input voltage	Output voltage	Output current	Efficiency @full load	Dimensions (mm)
RD CCCI 12/230/100-450 DT8 DIP FV1	12W	220-240VAC 220-240VDC	6-42V	100-450mA	85%	L133*W38*H21
RD CCCI 12/230/350-700 DT8 DIP FV1	12W	220-240VAC 220-240VDC	6-30V	350-700mA	83%	L133*W38*H21
RD CCCI 20/230/350-700 DT8 DIP FV1	20W	220-240VAC 220-240VDC	6-42V	350-700mA	86%	L133*W38*H21
RD CCCI 40/230/700-1050 DT8 DIP FV1	40W	220-240VAC 220-240VDC	6-42V	700-1050mA	88%	L156*W43*H21

Product Specifications

Basic information	Data parameters
· Power range:	4-40W
· Adjustable output current:	DIP Switch
· Dimming interface:	DALI-2/PUSH
· Dimming range:	0.1-100%
· Flicker-free:	PstLM < 1, SVM < 0.4
· Input votage shock:	320VAC 1H
· Operating temperature range:	Ta -20…+45°C
· Surge protection:	L-N:1kV LN-GND:2kV
· Power factor:	> 0.9
· Start up time:	< 750ms@230V

Product Dimensions

1.CCCI 12/CCCI 20

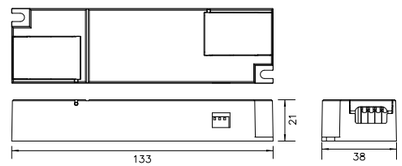

2.CCCI 40

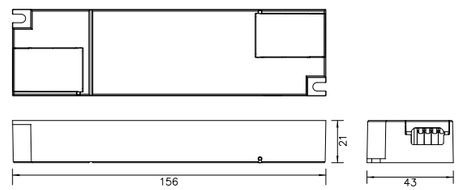

Product Wiring Diagram

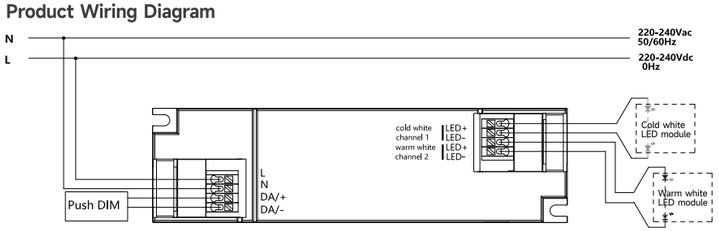

RD 0/1-10V Series

0/1-10V DIP set

Application: suitable for luminaries of Class I/II, such as downlights, panel lights, office lighting, supermarket retail lighting, etc.

Features

- High power factor, suitable for luminaries of Class I/II.
- Smooth dimming, dimming range 0.1-100%.
- DIP switch for multi-currents.
- Standby power consumption < 0.5W, meet ErP energy efficiency certification.

12-20W ϕ45

40W ϕ50

Product Parameters

Model No.	Power	Input voltage	Output voltage	Output current	Efficiency @full load	Dimensions (mm)
RD CCCI 12/230/100-450 0-10V DIP FV1	12W	220-240VAC 220-240VDC	6-42V	100-450mA	85%	L133*W38*H21
RD CCCI 12/230/350-700 0-10V DIP FV1	12W	220-240VAC 220-240VDC	6-30V	350-700mA	83%	L133*W38*H21
RD CCCI 20/230/350-700 0-10V DIP FV1	20W	220-240VAC 220-240VDC	6-42V	350-700mA	86%	L133*W38*H21
RD CCCI 40/230/700-1050 0-10V DIP FV1	40W	220-240VAC 220-240VDC	6-42V	700-1050mA	88%	L156*W43*H21

Product Specifications

Basic information	Data parameters
· Power range:	4-40W
· Adjustable output current:	DIP Switch
· Dimming interface:	0/1-10V
· Dimming range:	0.1-100%
· Flicker-free:	PstLM < 1, SVM < 0.4
· Input votage shock:	320VAC 1H
· Operating temperature range:	Ta -20…+45°C
· Surge protection:	L-N:1kV LN-GND:2kV
· Power factor:	> 0.9
· Start up time:	< 750ms@230V

Product Dimensions

1.CCCI 12/CCCI 20

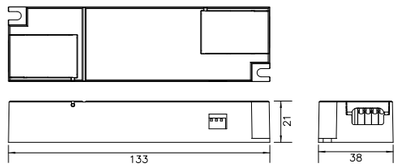

2.CCCI 40

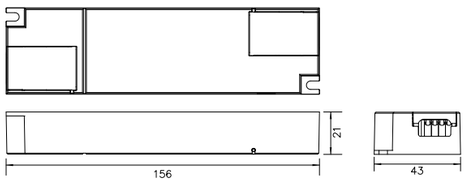

Product Wiring Diagram

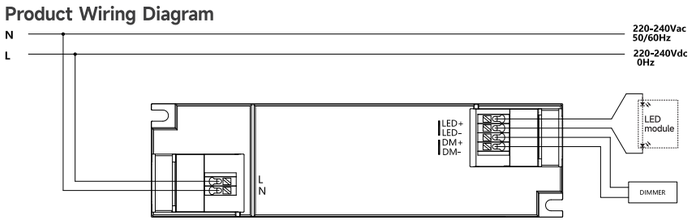

1-10V Dimming Series

1-10 V DIP set

Application: suitable for luminaries of Class II, such as panel lights, office lighting, supermarket retail lighting, etc.

Features

- Push terminal design, easy to install.
- High power factor, suitable for luminaries of Class II.
- SELV 1-10V dimming solution.
- Smooth dimming, flicker free, dimming range 5-100% (amplitude dimming).
- DIP switch for multi-currents.

Product Parameters

Model No.	Power	Input voltage	Output voltage	Output current	Efficiency @full load	Dimensions (mm)
XZ-CH08B-420017-D	8W	220-240VAC	30-42V	100-175mA	81%	L115*W45*H29
XZ-CH15B-420035-D	15W	220-240VAC	30-42V	200-350mA	83%	L115*W45*H29
XZ-CH26B-420060-D	26W	220-240VAC	30-42V	450-600mA	85%	L115*W45*H29
XZ-CH35B-420080-D	35W	220-240VAC	30-42V	650-800mA	85%	L180*W40*H30
XZ-CH45B-420105-D	45W	220-240VAC	30-42V	900-1050mA	86%	L180*W40*H30

Product Specifications

Basic information	Data parameters
· Power range:	3-44W
· Adjustable output current:	DIP Switch
· Dimming interface:	1-10V
· Dimming range:	5-100%
· Flicker-free:	PstLM < 1, SVM < 0.4
· Input votage shock:	/
· Operating temperature range:	Ta -20…+45°C
· Surge protection:	L-N:1kV
· Power factor:	> 0.9
· Start up time:	< 500ms@230V

Product Dimensions

1. CH 08/CH15/CH26

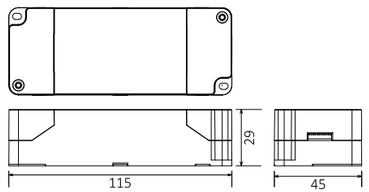

2. CH 35/CH45

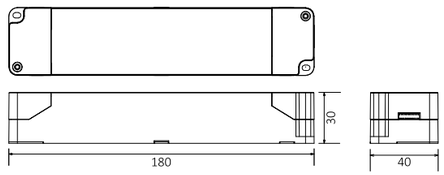

Product Wiring Diagram

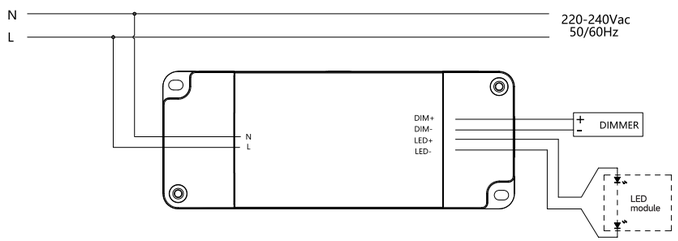

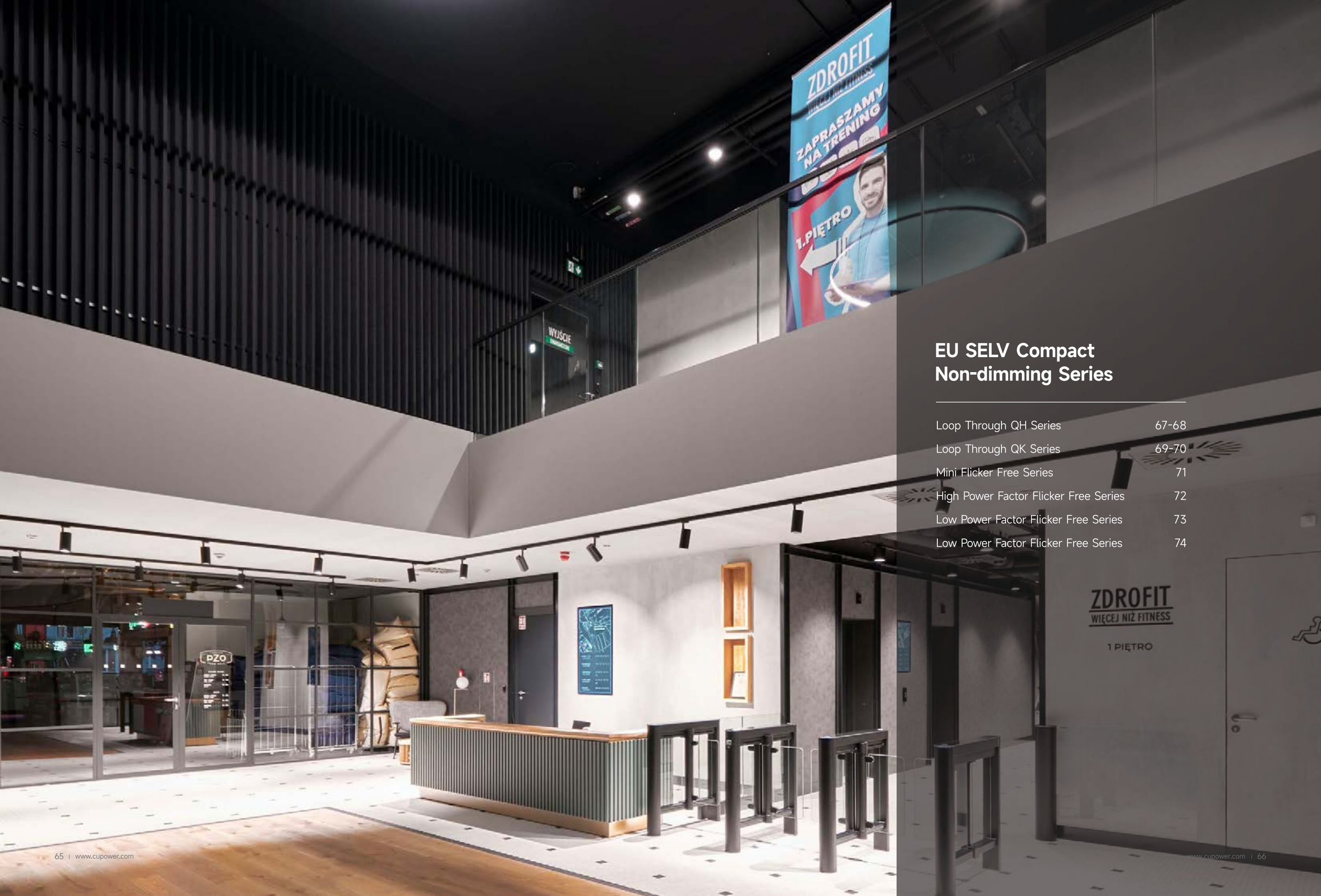

EU SELV Compact Non-dimming Series

Loop Through QH Series	67-68
Loop Through QK Series	69-70
Mini Flicker Free Series	71
High Power Factor Flicker Free Series	72
Low Power Factor Flicker Free Series	73
Low Power Factor Flicker Free Series	74

Loop Through QH Series

DIP set

Application: suitable for luminaries of Class I/II, such as panel lights, office lighting, supermarket retail lighting, etc.

Features

- SELV power supply.
- High power factor, suitable for luminaries of Class I/II.
- Flicker free.
- Comply with 2.5mm²engineering incoming line specification.
- Support 3-step color temperature selection via sliding switch (optional).
- Comply with cotton cover test requirements (maximum current 850mA).

Product Parameters

Model No.	Power	Input voltage	Output voltage	Output current	Efficiency @full load	Dimensions (mm)
XZ-QH40B-400XXX-AB	42W	220-240VAC	25-40V	500-1050mA	89%	L170*W65*H30
XZ-QH40B-400XXX-A-AB	42W	220-240VAC	25-40V	500-1050mA	89%	L170*W65*H30
XZ-QH40B-500XXX-A-AB	40W	220-240VAC	30-50V	400-800mA	89%	L170*W65*H30

Product Specifications

Basic information	Data parameters
· Power range:	13-42W
· Adjustable output current:	DIP Switch
· Dimming interface:	/
· Dimming range:	/
· Flicker-free:	PstLM < 1, SVM < 0.4
· Input votage shock:	320VAC 1H
· Operating temperature range:	Ta -20...+45°C
· Surge protection:	L-N:1kV
· Power factor:	> 0.9
· Start up time:	< 500ms@230V

Product Dimensions

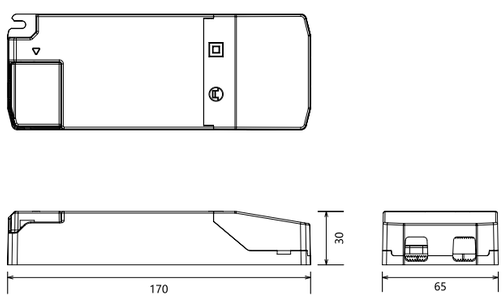

Product Wiring Diagram

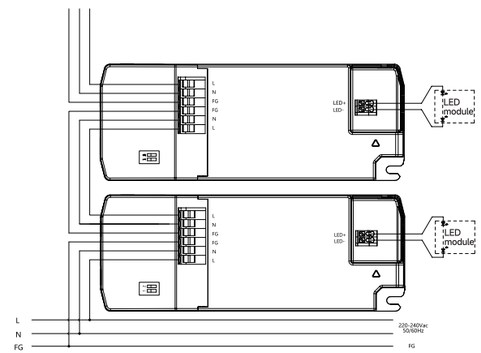

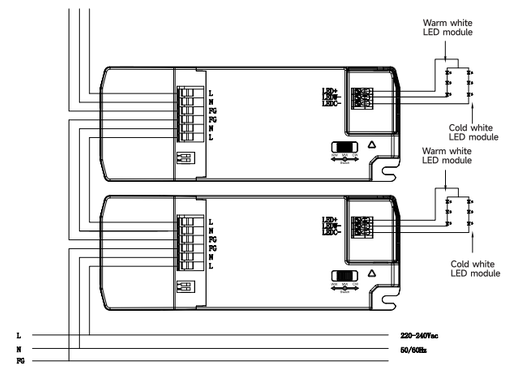

Loop Through QK Series

DIP set

Application: suitable for luminaries of Class I/II, such as panel lights, office lighting, supermarket retail lighting, etc.

Features

- SELV power supply.
- High power factor, suitable for luminaries of Class I/II.
- Flicker free.
- Comply with 2.5mm²engineering incoming line specification.
- DIP switch for multi-currents.

Product Parameters

Model No.	Power	Input voltage	Output voltage	Output current	Efficiency @full load	Dimensions (mm)
XZ-QK30B-400XXX-AA	30W	220-240VAC	25-40V	400-750mA	88%	L152*W48*H29
XZ-QK30B-400XXX-ABZZ	30W	220-240VAC	25-40V	400-750mA	88%	L152*W48*H29
XZ-QK40B-500XXX-AA	40W	220-240VAC	30-50V	400-800mA	89%	L152*W48*H29
XZ-QK40B-500XXX-ABZZ	40W	220-240VAC	30-50V	400-800mA	89%	L152*W48*H29
XZ-QK40B-400XXX-AA	42W	220-240VAC	25-40V	600-1050mA	88%	L152*W48*H29
XZ-QK40B-400XXX-ABZZ	42W	220-240VAC	25-40V	600-1050mA	88%	L152*W48*H29

Product Specifications

Basic information	Data parameters
· Power range:	10-42W
· Adjustable output current:	Fixed(factory preset)/DIP Switch
· Dimming interface:	/
· Dimming range:	/
· Flicker-free:	PstLM < 1, SVM < 0.4
· Input votage shock:	320VAC 1H
· Operating temperature range:	Ta -20...+45°C
· Surge protection:	L-N:1kV
· Power factor:	> 0.9
· Start up time:	< 500ms@230V

Product Dimensions

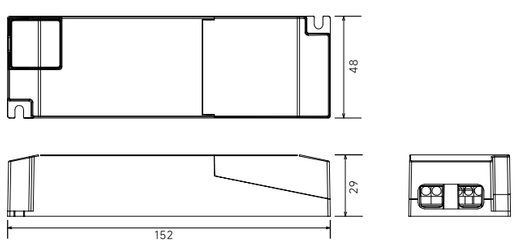

Product Wiring Diagram

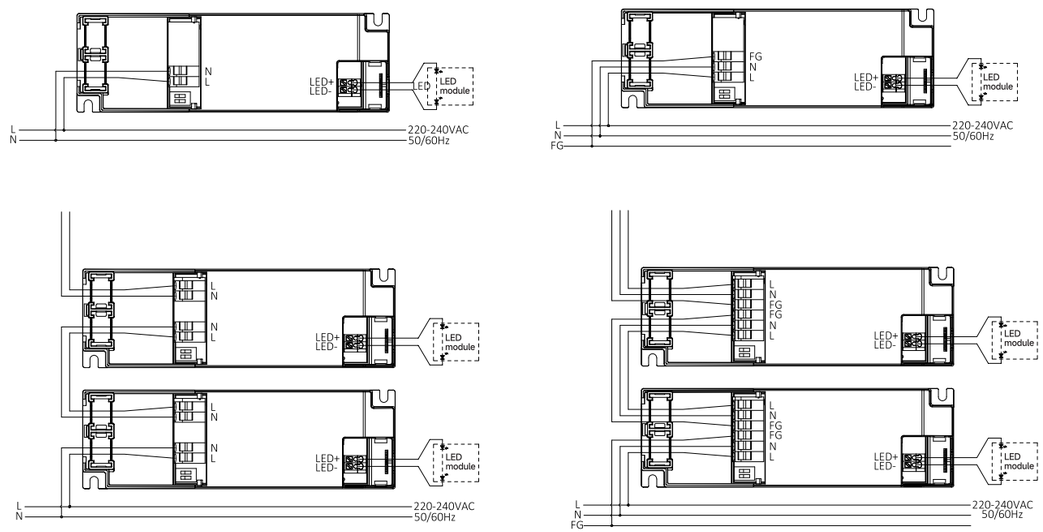

Mini Flicker Free Series

DIP set

Application: suitable for luminaries of Class I/II, such as track lights, panel lights, exhibition hall lighting, office lighting, supermarket retail lighting, etc.

Features

- SELV power supply.
- High power factor, suitable for luminaries of Class I/II.
- Flicker free.
- Removable terminal blocks (optional).
- DIP switch for multi-currents.



Product Parameters

Model No.	Power	Input voltage	Output voltage	Output current	Efficiency @full load	Dimensions (mm)
RD CCCB 21/230/350-500 DIP FV1	21W	220-240VAC 198-250VDC	25-42V	350-500mA	87%	L97*W43*H30
RD CCCB 30/230/550-700 DIP FV1	30W	220-240VAC 198-250VDC	25-42V	550-700mA	88%	L97*W43*H30
RD CCCB 38/230/750-900 DIP FV1	38W	220-240VAC 198-250VDC	25-42V	750-900mA	88%	L97*W43*H30
RD CCCB 44/230/900-1050 DIP FV1	44.1W	220-240VAC 198-250VDC	25-42V	900-1050mA	89%	L97*W43*H30

Product Specifications

Basic information	Data parameters
· Power range:	9-44W
· Adjustable output current:	DIP Switch
· Dimming interface:	/
· Dimming range:	/
· Flicker-free:	PstLM < 1, SVM < 0.4
· Input votage shock:	/
· Operating temperature range:	Ta -20...+50°C
· Surge protection:	L-N: 1kV
· Power factor:	> 0.9
· Start up time:	< 500ms@230V

Product Dimensions

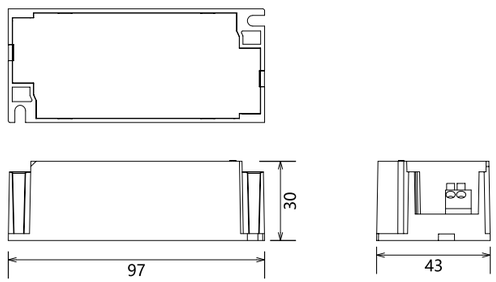

Product Wiring Diagram

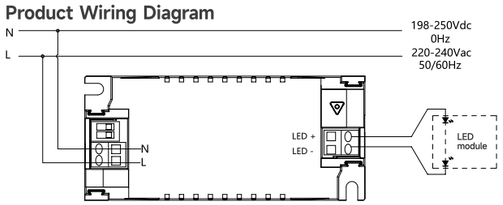

Terminal block

1.XZ-ID-LOOP-A

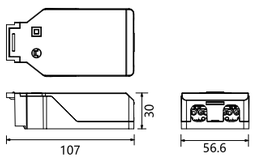

2.XZ-ID-A

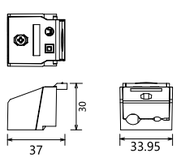

High Power Factor Flicker Free Series

DIP set

Application: suitable for luminaries of Class II, such as downlights, panel lights, exhibition hall lighting, office lighting, supermarket retail lighting, etc.

Features

- SELV power supply.
- High power factor, suitable for luminaries of Class II.
- Flicker free.
- Push terminal design, easy to install.
- Support 3-step color temperature selection via sliding switch (optional) (42W).

Product Parameters

Model No.	Power	Input voltage	Output voltage	Output current	Efficiency @full load	Dimensions (mm)
XZ-QF10B-400XXX	10W	220-240VAC	25-40V	100-250mA	85%	L93*W36*H24.5
XZ-QF15B-400XXX	14W	220-240VAC	25-40V	250-350mA	85%	L93*W36*H24.5
XZ-QF24B-400XXX	18W	220-240VAC	25-40V	360-450mA	86%	L93*W36*H24.5
XZ-QR30B-400XXX-A	30W	220-240VAC	25-40V	400-750mA	87%	L122*W40.5*H26
XZ-QR30B-400XXX-BZZ (Power adjustment)	30W	220-240VAC	25-40V	400-750mA	87%	L122*W40.5*H26
XZ-QR40B-400XXX-A	42W	220-240VAC	25-40V	750-1050mA	88%	L122*W40.5*H26
XZ-QR40B-400XXX-BZZ (Power adjustment)	42W	220-240VAC	25-40V	750-1050mA	88%	L122*W40.5*H26
XZ-QR40B-400XXX-A-D (Power and color temperature adjustment)	42W	220-240VAC	25-40V	750-1050mA	88%	L122*W40.5*H26

Product Specifications

Basic information	Data parameters
· Power range:	2.5-40W
· Adjustable output current:	Fixed(factory preset)/DIP Switch
· Flicker-free:	PstLM < 1, SVM < 0.4
· Input votage shock:	/
· Operating temperature range:	Ta -20...+45°C
· Surge protection:	@ < 25W L-N:500V @ > 25W L-N:1kV
· Power factor:	> 0.9
· Start up time:	< 500ms@230V

Product Dimensions

1. QF Series

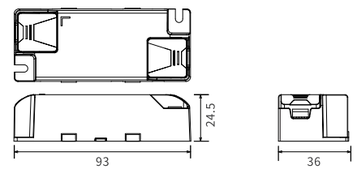

2. QR Series

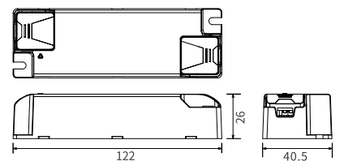

Product Wiring Diagram

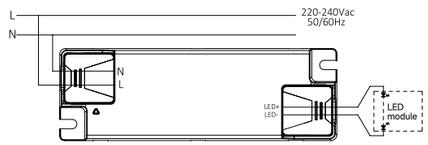

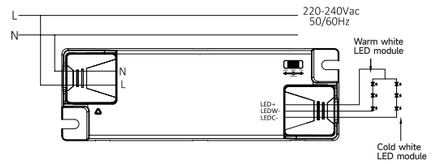

Low Power Factor Flicker Free Series

Application: suitable for luminaries of Class Ⅱ, such as downlights, office lighting, supermarket retail lighting, etc.

Features

- SELV power supply.
- Low power factor, suitable for luminaries of Class Ⅱ.
- Flicker free.
- Support the PUSH function to switch current (400mA/650mA).

Product Parameters

Model No.	Power	Input voltage	Output voltage	Output current	Efficiency @full load	Dimensions (mm)
XZ-ZS002-20	26W	220-240VAC	34-40V	400mA/650mA	88%	L94*W40*H25

Product Specifications

Basic information	Data parameters
· Power range:	14-26W
· Adjustable output current:	PUSH
· Dimming interface:	/
· Dimming range:	/
· Flicker-free:	PstLM < 1, SVM < 0.4
· Input votage shock:	320VAC 1H
· Operating temperature range:	Ta -20…+45°C
· Surge protection:	L-N:1kV
· Power factor:	> 0.5
· Start up time:	< 500ms@230V

Product Wiring Diagram

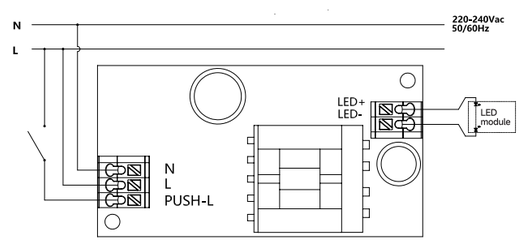

Product Dimensions

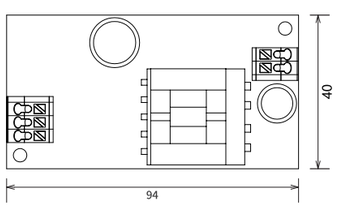

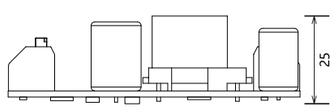

Low Power Factor Flicker Free Series

Application: suitable for luminaries of Class Ⅰ, such as linear lights, tri-proof lights, floor lights and office lighting, etc.

Features

- SELV power supply.
- High power factor, suitable for luminaries of Class Ⅱ.
- Flicker free.
- Push terminal design, easy to install.
- Meet ErP energy efficiency certification.

ϕ45

Product Parameters

Model No.	Power	Input voltage	Output voltage	Output current	Efficiency @full load	Dimensions (mm)
XZ-QB06D-400013-E	6W	220-240VAC	30-40V	130mA	80%	L93*W36*H25
XZ-QB06D-400015-E	6W	220-240VAC	30-40V	150mA	80%	L93*W36*H25
XZ-QB08D-400020-E	8W	220-240VAC	30-40V	200mA	80%	L93*W36*H25
XZ-QB10D-400025-E	10W	220-240VAC	30-40V	250mA	82%	L93*W36*H25
XZ-QB12D-400030-E	12W	220-240VAC	30-40V	300mA	84%	L93*W36*H25
XZ-QB13D-380035-E	14W	220-240VAC	30-40V	350mA	84%	L93*W36*H25
XZ-QB24D-400045-E	18W	220-240VAC	30-40V	450mA	87%	L93*W36*H25
XZ-QB24D-400050-E	20W	220-240VAC	30-40V	500mA	87%	L93*W36*H25
XZ-QB24D-360060-E	21.6W	220-240VAC	30-36V	600mA	86%	L93*W36*H25
XZ-QB24D-400055-E	22W	220-240VAC	30-40V	550mA	87%	L93*W36*H25

Product Specifications

Basic information	Data parameters
· Power range:	4-22W
· Adjustable output current:	Fixed(factory preset)
· Dimming interface:	/
· Dimming range:	/
· Flicker-free:	PstLM < 1, SVM < 0.4
· Input votage shock:	/
· Operating temperature range:	Ta -20...+45°C
· Surge protection:	L-N:0.5kV
· Power factor:	> 0.5
· Start up time:	< 500ms@230V

Product Dimensions

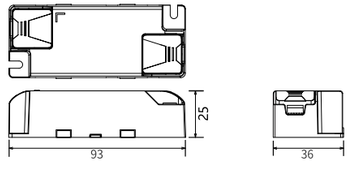

Product Wiring Diagram

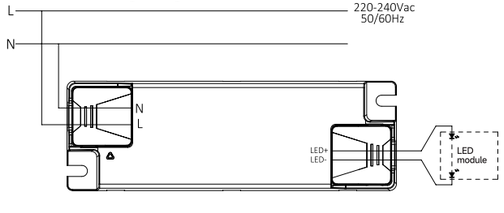

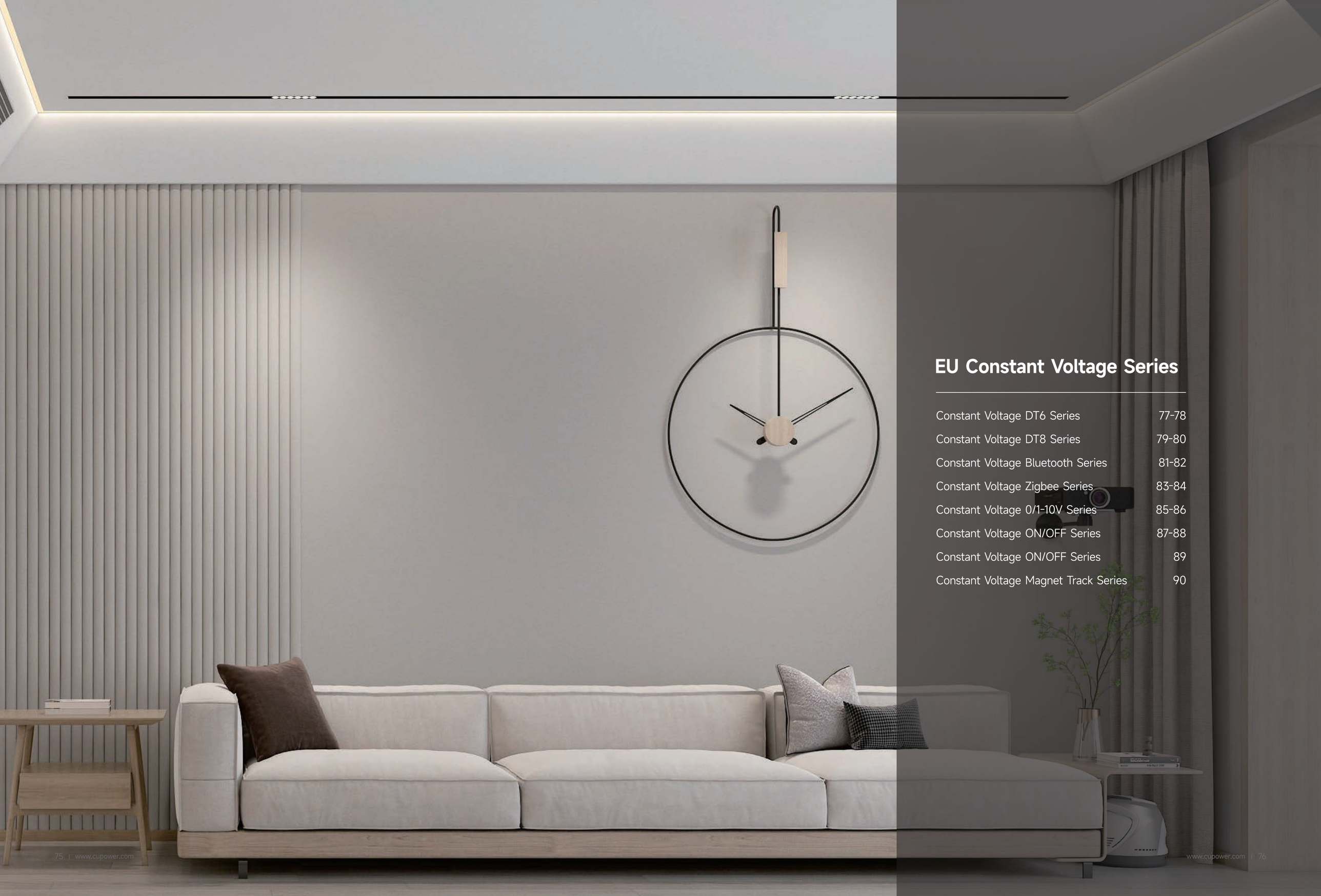

EU Constant Voltage Series

Constant Voltage DT6 Series	77-78
Constant Voltage DT8 Series	79-80
Constant Voltage Bluetooth Series	81-82
Constant Voltage Zigbee Series	83-84
Constant Voltage 0/1-10V Series	85-86
Constant Voltage ON/OFF Series	87-88
Constant Voltage ON/OFF Series	89
Constant Voltage Magnet Track Series	90

Constant Voltage DT6 Series

Application: suitable for luminaries of Class I/II, such as LED constant voltage strip lights, constant voltage linear lights, etc.



Features

- Support DALI-2 + push DIM.
- DALI part 251, 252, 253 (luminaire date, energy reporting, diagnostic and maintenance).
- Smooth dimming, meet the IEEE 1789 flicker free standard, dimming range 0.1-100%.
- Standby power consumption <0.3W, meet ErP energy efficiency certification.
- Screw-free crimping clamshell design, removable terminal blocks, built-in and independent optional.

Product Parameters

Model No.	Power	Input voltage	Output voltage	Output current	Efficiency @full load	Dimensions (mm)
CU-DT6-24-40-220...240-CH	40W	220-240VAC 220-240VDC	24V	1670mA	90%	264*33*21mm
CU-DT6-48-40-220...240-CH	40W	220-240VAC 220-240VDC	48V	830mA	90%	264*33*21mm
CU-DT6-24-80-220...240-CH	80W	220-240VAC 220-240VDC	24V	3330mA	91%	309*33*21mm
CU-DT6-48-80-220...240-CH	80W	220-240VAC 220-240VDC	48V	1670mA	91%	309*33*21mm
CU-DT6-24-160-220...240-CH	160W	220-240VAC 220-240VDC	24V	6670mA	92%	309*43*30mm
CU-DT6-24-160-220...240-10	160W	220-240VAC 220-240VDC	24V	6670mA	92%	309*43*30mm
CU-DT6-48-160-220...240-CH	160W	220-240VAC 220-240VDC	48V	3330mA	92%	309*43*30mm
CU-DT6-48-160-220...240-10	160W	220-240VAC 220-240VDC	48V	3330mA	92%	309*43*30mm
CU-DT6-24-240-220...240-CH	240W	220-240VAC 220-240VDC	24V	10000mA	93%	TBD*43*30mm
CU-DT6-24-240-220...240-10	240W	220-240VAC 220-240VDC	24V	10000mA	93%	TBD*43*30mm
CU-DT6-48-240-220...240-CH	240W	220-240VAC 220-240VDC	48V	5000mA	93%	TBD*43*30mm
CU-DT6-48-240-220...240-10	240W	220-240VAC 220-240VDC	48V	5000mA	93%	TBD*43*30mm

Product Specifications

Basic information	Data parameters
· Power range:	4-240W
· Adjustable output current:	/
· Dimming interface:	DALI-2/PUSH
· Dimming range:	0.1-100%
· Flicker-free:	PstLM < 1, SVM < 0.4
· Input votage shock:	320VAC 1H
· Operating temperature range:	Ta -20...+50°C
· Surge protection:	L-N:1kV L/N-GND:2kV
· Power factor:	> 0.9
· Start up time:	< 750ms@230V

Product Wiring Diagram

1. DT6+0/1-10V



2.DT6



Product Dimensions

1.1 Constant Voltage 40W Built-in



1.2 Constant Voltage 40w Independent

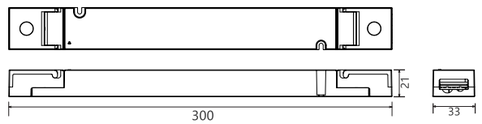

2.1 Constant Voltage 80W Built-in



2.2 Constant Voltage 80W Independent



3.1 Constant Voltage 160W Built-in

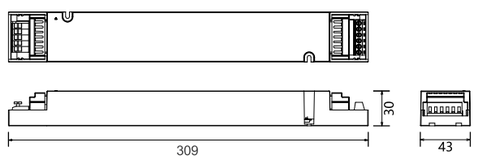

3.2 Constant Voltage 160W Independent

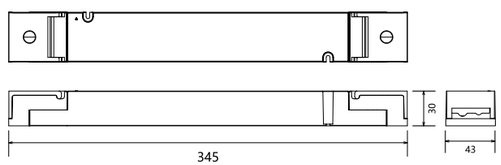

Constant Voltage DT8 Series

Application: suitable for luminaries of Class I/II, such as LED constant voltage strip lights, constant voltage linear lights, etc.

Features

- Support DALI-2 + push DIM and push CCT adjustable.
- DALI part 251, 252, 253 (luminaire date, energy reporting, diagnostic and maintenance).
- Smooth dimming, meet the IEEE 1789 flicker free standard, dimming range 0.1-100%.
- Standby power consumption <0.3W, meet ErP energy efficiency certification.
- Screw-free crimping clamshell design, removable terminal blocks, built-in and independent optional.

Product Parameters

Model No.	Power	Input voltage	Output voltage	Output current	Efficiency @full load	Dimensions (mm)
CU-DT8-24-40-220...240-TW	40W	220-240VAC 220-240VDC	24V	1670mA	90%	264*33*21mm
CU-DT8-48-40-220...240-TW	40W	220-240VAC 220-240VDC	48V	830mA	90%	264*33*21mm
CU-DT8-24-80-220...240-TW	80W	220-240VAC 220-240VDC	24V	3330mA	91%	309*33*21mm
CU-DT8-48-80-220...240-TW	80W	220-240VAC 220-240VDC	48V	1670mA	91%	309*33*21mm
CU-DT8-24-160-220...240-TW	160W	220-240VAC 220-240VDC	24V	6670mA	92%	309*43*30mm
CU-DT8-48-160-220...240-TW	160W	220-240VAC 220-240VDC	48V	3330mA	92%	309*43*30mm
CU-DT8-24-240-220...240-TW	240W	220-240VAC 220-240VDC	24V	10000mA	93%	TBD*43*30mm
CU-DT8-48-240-220...240-TW	240W	220-240VAC 220-240VDC	48V	5000mA	93%	TBD*43*30mm

Product Specifications

Basic information	Data parameters
· Power range:	4-240W
· Adjustable output current:	/
· Dimming interface:	DALI-2/PUSH
· Dimming range:	0.1-100%
· Flicker-free:	PstLM < 1, SVM < 0.4
· Input votage shock:	320VAC 1H
· Operating temperature range:	Ta -20...+50°C
· Surge protection:	L-N:1kV L/N-GND:2kV
· Power factor:	> 0.9
· Start up time:	< 750ms@230V

Product Wiring Diagram



Product Dimensions

1.1 Constant Voltage 40W Built-in

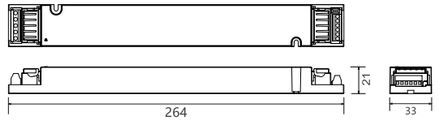

1.2 Constant Voltage 40w Independent



2.1 Constant Voltage 80W Built-in



2.2 Constant Voltage 80W Independent



3.1 Constant Voltage 160W Built-in

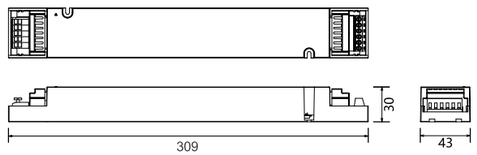

3.2 Constant Voltage 160W Independent

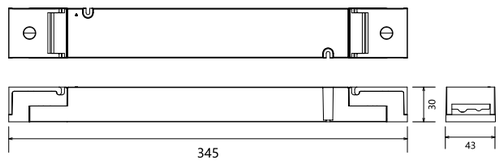

Constant Voltage Bluetooth Series

Bluetooth

Application: suitable for luminaries of Class I/II, such as LED constant voltage strip lights, constant voltage linear lights, etc.



Features

- Support DALI-2 + push DIM and push CCT adjustable.
- DALI part 251, 252, 253 (luminaire date, energy reporting, diagnostic and maintenance).
- Smooth dimming, meet the IEEE 1789 flicker free standard, dimming range 0.1-100%.
- Standby power consumption <0.3W, meet ErP energy efficiency certification.
- Screw-free crimping clamshell design, removable terminal blocks, built-in and independent optional.

Product Parameters

Model No.	Power	Input voltage	Output voltage	Output current	Efficiency @full load	Dimensions (mm)
CU-BLE-24-40-220...240-CH	40W	220-240VAC 220-240VDC	24V	1670mA	90%	264*33*21mm
CU-BLE-24-40-220...240-TW	40W	220-240VAC 220-240VDC	24V	1670mA	90%	264*33*21mm
CU-BLE-24-40-220...240-MW	40W	220-240VAC 220-240VDC	24V	1670mA	90%	264*33*21mm
CU-BLE-48-40-220...240-CH	40W	220-240VAC 220-240VDC	48V	830mA	90%	264*33*21mm
CU-BLE-48-40-220...240-TW	40W	220-240VAC 220-240VDC	48V	830mA	90%	264*33*21mm
CU-BLE-48-40-220...240-MW	40W	220-240VAC 220-240VDC	48V	830mA	90%	264*33*21mm
CU-BLE-24-80-220...240-CH	80W	220-240VAC 220-240VDC	24V	3330mA	91%	309*33*21mm
CU-BLE-24-80-220...240-TW	80W	220-240VAC 220-240VDC	24V	3330mA	91%	309*33*21mm
CU-BLE-24-80-220...240-MW	80W	220-240VAC 220-240VDC	24V	3330mA	91%	309*33*21mm
CU-BLE-48-80-220...240-CH	80W	220-240VAC 220-240VDC	48V	1670mA	91%	309*33*21mm
CU-BLE-48-80-220...240-TW	80W	220-240VAC 220-240VDC	48V	1670mA	91%	309*33*21mm
CU-BLE-48-80-220...240-MW	80W	220-240VAC 220-240VDC	48V	1670mA	91%	309*33*21mm
CU-BLE-24-160-220...240-CH	160W	220-240VAC 220-240VDC	24V	6670mA	92%	309*43*30mm
CU-BLE-24-160-220...240-TW	160W	220-240VAC 220-240VDC	24V	6670mA	92%	309*43*30mm
CU-BLE-24-160-220...240-MW	160W	220-240VAC 220-240VDC	24V	6670mA	92%	309*43*30mm
CU-BLE-48-160-220...240-CH	160W	220-240VAC 220-240VDC	48V	3330mA	92%	309*43*30mm
CU-BLE-48-160-220...240-TW	160W	220-240VAC 220-240VDC	48V	3330mA	92%	309*43*30mm
CU-BLE-48-160-220...240-MW	160W	220-240VAC 220-240VDC	48V	3330mA	92%	309*43*30mm
CU-BLE-24-240-220...240-CH	240W	220-240VAC 220-240VDC	24V	10000mA	93%	TBD*43*30mm
CU-BLE-24-240-220...240-TW	240W	220-240VAC 220-240VDC	24V	10000mA	93%	TBD*43*30mm
CU-BLE-24-240-220...240-MW	240W	220-240VAC 220-240VDC	24V	10000mA	93%	TBD*43*30mm
CU-BLE-48-240-220...240-CH	240W	220-240VAC 220-240VDC	48V	5000mA	93%	TBD*43*30mm
CU-BLE-48-240-220...240-TW	240W	220-240VAC 220-240VDC	48V	5000mA	93%	TBD*43*30mm
CU-BLE-48-240-220...240-MW	240W	220-240VAC 220-240VDC	48V	5000mA	93%	TBD*43*30mm

Product Specifications

Basic information	Data parameters
· Power range:	15-240W
· Adjustable output current:	/
· Dimming interface:	Bluetooth
· Dimming range:	0.1-100%
· Flicker-free:	PstLM < 1, SVM < 0.4
· Input votage shock:	320VAC 1H
· Operating temperature range:	Ta -20...+50°C
· Surge protection:	L-N:1kV L/N-GND:2kV
· Power factor:	> 0.9
· Start up time:	< 500ms@230V

Product Wiring Diagram



Product Dimensions

1.1 Constant Voltage 40W Built-in



1.2 Constant Voltage 40w Independent



2.1 Constant Voltage 80W Built-in



2.2 Constant Voltage 80W Independent



3.1 Constant Voltage 160W Built-in

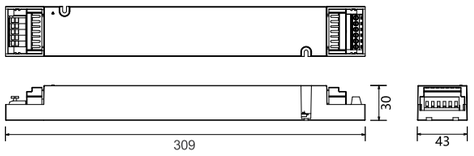

3.2 Constant Voltage 160W Independent

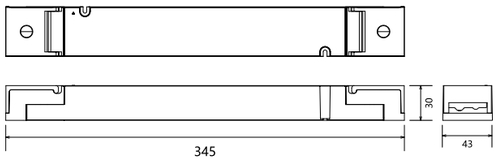

Constant Voltage Zigbee Series

Application: suitable for luminaries of Class I/II, such as LED constant voltage strip lights, constant voltage linear lights, etc.



Features

- Support Zigbee smart wireless control.
- 1-4 channel optional (dimming, tunable white, RGBW), smooth dimming, flicker free.
- Smooth dimming, meet the IEEE 1789 flicker free standard, dimming range 0.1-100%.
- Standby power consumption <0.5W, meet ErP energy efficiency certification.
- Screw-free crimping clamshell design, removable terminal blocks, built-in and independent optional.

Product Parameters

Model No.	Power	Input voltage	Output voltage	Output current	Efficiency @full load	Dimensions (mm)
CU-ZIG-24-40-220...240-CH	40W	220-240VAC 220-240VDC	24V	1670mA	90%	264*33*21mm
CU-ZIG-24-40-220...240-TW	40W	220-240VAC 220-240VDC	24V	1670mA	90%	264*33*21mm
CU-ZIG-24-40-220...240-MW	40W	220-240VAC 220-240VDC	24V	1670mA	90%	264*33*21mm
CU-ZIG-48-40-220...240-CH	40W	220-240VAC 220-240VDC	48V	830mA	90%	264*33*21mm
CU-ZIG-48-40-220...240-TW	40W	220-240VAC 220-240VDC	48V	830mA	90%	264*33*21mm
CU-ZIG-48-40-220...240-MW	40W	220-240VAC 220-240VDC	48V	830mA	90%	264*33*21mm
CU-ZIG-24-80-220...240-CH	80W	220-240VAC 220-240VDC	24V	3330mA	91%	309*33*21mm
CU-ZIG-24-80-220...240-TW	80W	220-240VAC 220-240VDC	24V	3330mA	91%	309*33*21mm
CU-ZIG-24-80-220...240-MW	80W	220-240VAC 220-240VDC	24V	3330mA	91%	309*33*21mm
CU-ZIG-48-80-220...240-CH	80W	220-240VAC 220-240VDC	48V	1670mA	91%	309*33*21mm
CU-ZIG-48-80-220...240-TW	80W	220-240VAC 220-240VDC	48V	1670mA	91%	309*33*21mm
CU-ZIG-48-80-220...240-MW	80W	220-240VAC 220-240VDC	48V	1670mA	91%	309*33*21mm
CU-ZIG-24-160-220...240-CH	160W	220-240VAC 220-240VDC	24V	6670mA	92%	309*43*30mm
CU-ZIG-24-160-220...240-TW	160W	220-240VAC 220-240VDC	24V	6670mA	92%	309*43*30mm
CU-ZIG-24-160-220...240-MW	160W	220-240VAC 220-240VDC	24V	6670mA	92%	309*43*30mm
CU-ZIG-48-160-220...240-CH	160W	220-240VAC 220-240VDC	48V	3330mA	92%	309*43*30mm
CU-ZIG-48-160-220...240-TW	160W	220-240VAC 220-240VDC	48V	3330mA	92%	309*43*30mm
CU-ZIG-48-160-220...240-MW	160W	220-240VAC 220-240VDC	48V	3330mA	92%	309*43*30mm
CU-ZIG-24-240-220...240-CH	240W	220-240VAC 220-240VDC	24V	10000mA	93%	TBD*43*30mm
CU-ZIG-24-240-220...240-TW	240W	220-240VAC 220-240VDC	24V	10000mA	93%	TBD*43*30mm
CU-ZIG-24-240-220...240-MW	240W	220-240VAC 220-240VDC	24V	10000mA	93%	TBD*43*30mm
CU-ZIG-48-240-220...240-CH	240W	220-240VAC 220-240VDC	48V	5000mA	93%	TBD*43*30mm
CU-ZIG-48-420-220...240-TW	240W	220-240VAC 220-240VDC	48V	5000mA	93%	TBD*43*30mm
CU-ZIG-48-240-220...240-MW	240W	220-240VAC 220-240VDC	48V	5000mA	93%	TBD*43*30mm

Product Specifications

Basic information	Data parameters
· Power range:	15-240W
· Adjustable output current:	/
· Dimming interface:	Zigbee
· Dimming range:	0.1-100%
· Flicker-free:	PstLM < 1, SVM < 0.4
· Input votage shock:	320VAC 1H
· Operating temperature range:	Ta -20...+50°C
· Surge protection:	L-N:1kV L/N-GND:2kV
· Power factor:	> 0.9
· Start up time:	< 500ms@230V

Product Wiring Diagram



Product Dimensions

1.1 Constant Voltage 40W Built-in

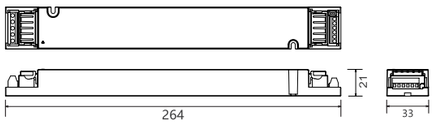

1.2 Constant Voltage 40w Independent

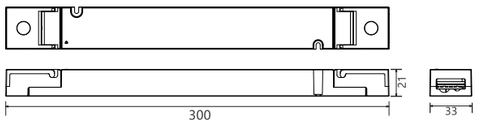

2.1 Constant Voltage 80W Built-in



2.2 Constant Voltage 80W Independent



3.1 Constant Voltage 160W Built-in

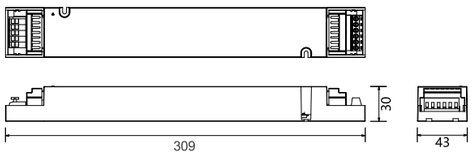

3.2 Constant Voltage 160W Independent

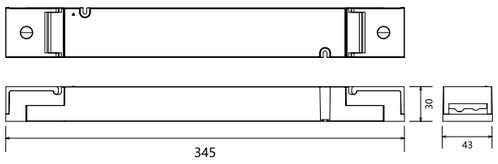

Constant Voltage 0/1-10V Series

0/1-10V

Application: suitable for luminaries of Class I/II, such as LED constant voltage strip lights, constant voltage linear lights, etc.

Features

- SELV 0/1-10V dimming solution.
- Smooth dimming, meet the IEEE 1789 flicker free standard, dimming range 0.1-100%.
- Standby power consumption <0.5W, meet ErP energy efficiency certification.
- Screw-free crimping clamshell design, removable terminal blocks, built-in and independent optional.

Product Parameters

Model No.	Power	Input voltage	Output voltage	Output current	Efficiency @full load	Dimensions (mm)
CU-DIM-24-40-220...240-10	40W	220-240VAC 220-240VDC	24V	1670mA	90%	264*33*21mm
CU-DIM-48-40-220...240-10	40W	220-240VAC 220-240VDC	48V	830mA	90%	264*33*21mm
CU-DIM-24-80-220...240-10	80W	220-240VAC 220-240VDC	24V	3330mA	91%	309*33*21mm
CU-DIM-48-80-220...240-10	80W	220-240VAC 220-240VDC	48V	1670mA	91%	309*33*21mm
CU-DIM-24-160-220...240-10	160W	220-240VAC 220-240VDC	24V	6670mA	92%	309*43*30mm
CU-DIM-48-160-220...240-10	160W	220-240VAC 220-240VDC	48V	3330mA	92%	309*43*30mm
CU-DIM-24-240-220...240-10	240W	220-240VAC 220-240VDC	24V	10000mA	93%	TBD*43*30mm
CU-DIM-48-240-220...240-10	240W	220-240VAC 220-240VDC	48V	5000mA	93%	TBD*43*30mm

Product Specifications

Basic information	Data parameters
· Power range:	15-240W
· Adjustable output current:	/
· Dimming interface:	0/1-10V
· Dimming range:	0.1-100%
· Flicker-free:	PstLM < 1, SVM < 0.4
· Input votage shock:	320VAC 1H
· Operating temperature range:	Ta -20...+50°C
· Surge protection:	L-N:1kV L/N-GND:2kV
· Power factor:	> 0.9
· Start up time:	< 500ms@230V

Product Wiring Diagram



EU Constant Voltage Series

Product Dimensions

1.1 Constant Voltage 40W Built-in

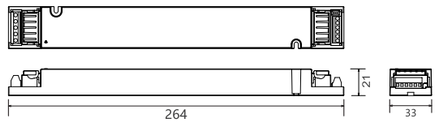

1.2 Constant Voltage 40w Independent

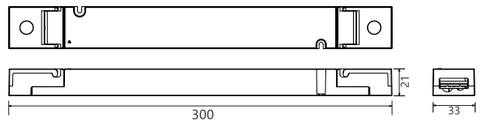

2.1 Constant Voltage 80W Built-in



2.2 Constant Voltage 80W Independent



3.1 Constant Voltage 160W Built-in

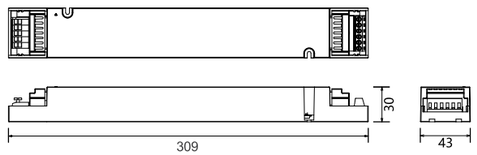

3.2 Constant Voltage 160W Independent

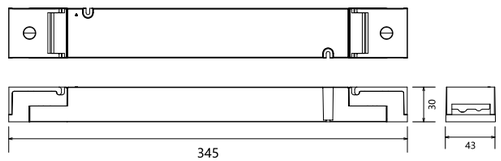

Constant ON/OFF Series

Application: suitable for luminaries of Class **I/II**, such as LED constant voltage strip lights, constant voltage linear lights, etc.



Features

- Screw-free crimping clamshell design, removable terminal blocks, built-in and independent optional.
- High performance, high efficiency, low THD.
- Flicker free.

Product Parameters

Model No.	Power	Input voltage	Output voltage	Output current	Efficiency @full load	Dimensions (mm)
CU-COM-24-40-220...240-OF	40W	220-240VAC 220-240VDC	24V	1670mA	90%	264*33*21mm
CU-COM-48-40-220...240-OF	40W	220-240VAC 220-240VDC	48V	830mA	90%	264*33*21mm
CU-COM-24-80-220...240-OF	80W	220-240VAC 220-240VDC	24V	3330mA	91%	309*33*21mm
CU-COM-48-80-220...240-OF	80W	220-240VAC 220-240VDC	48V	1670mA	91%	309*33*21mm
CU-COM-24-160-220...240-OF	160W	220-240VAC 220-240VDC	24V	6670mA	92%	309*43*30mm
CU-COM-48-160-220...240-OF	160W	220-240VAC 220-240VDC	48V	3330mA	92%	309*43*30mm
CU-COM-24-240-220...240-OF	240W	220-240VAC 220-240VDC	24V	10000mA	93%	TBD*43*30mm
CU-COM-48-240-220...240-OF	240W	220-240VAC 220-240VDC	48V	5000mA	93%	TBD*43*30mm

Product Specifications

Basic information	Data parameters
· Power range:	40-240W
· Adjustable output current:	/
· Dimming interface:	/
· Dimming range:	/
· Flicker-free:	PstLM < 1, SVM < 0.4
· Input votage shock:	320VAC 1H
· Operating temperature range:	Ta-20...+50°C
· Surge protection:	L-N:1kV L/N-GND:2kV
· Power factor:	> 0.9
· Start up time:	< 500ms@230V

Product Wiring Diagram

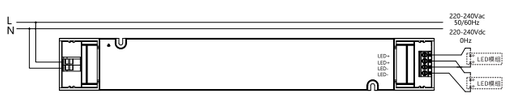

Product Dimensions

1.1 Constant Voltage 40W Built-in

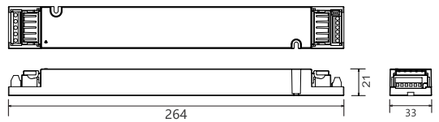

1.2 Constant Voltage 40w Independent

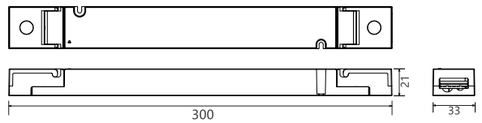

2.1 Constant Voltage 80W Built-in



2.2 Constant Voltage 80W Independent



3.1 Constant Voltage 160W Built-in

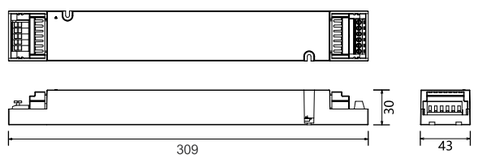

3.2 Constant Voltage 160W Independent

Constant Voltage ON/OFF Series

Application: suitable for luminaries of Class **I/II**, such as LED constant voltage strip lights, constant voltage linear lights, etc.

Features

- With AC power failure detection, meet the hard reset of smart products.
- Using parallel current sharing technology, the output can be applied in parallel.
- Screw-free crimping clamshell design, removable terminal blocks, built-in and independent optional.
- Flicker free.
- Built-in power factor correction function, high power factor, low THD.

Product Parameters

Model No.	Power	Input voltage	Output voltage	Output current	Efficiency @full load	Dimensions (mm)
XZ-CV120B-LE48V	120W	220-240VAC	48V	2500mA	92%	L278*W30*H21
XZ-CV150B-LE48V	150W	220-240VAC	48V	3120mA	93%	L302*W30*H21

Product Specifications

Basic information	Data parameters
· Power range:	40-150W
· Adjustable output current:	/
· Dimming interface:	/
· Dimming range:	/
· Flicker-free:	PstLM < 1, SVM < 0.4
· Input votage shock:	320VAC 1H
· Operating temperature range:	Ta-20...+50°C
· Surge protection:	L-N:2kV L/N-GND:2kV
· Power factor:	> 0.9
· Start up time:	< 500ms@230V

Product Dimensions

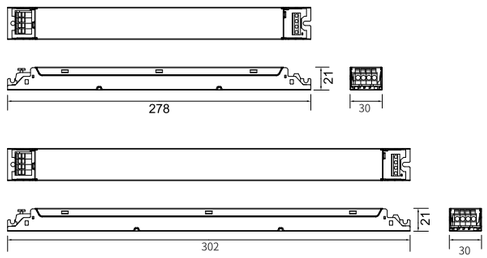

Product Wiring Diagram

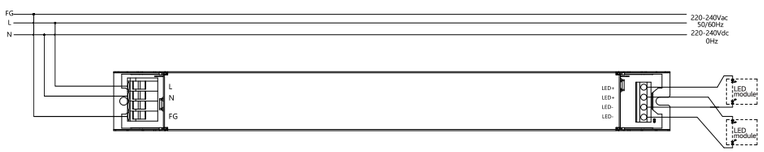

Constant Voltage Magnet Track Series

Application: suitable for luminaries of Class **I/II**, such as magnet track lights, home lighting, exhibition hall lighting, etc.

Features

- With AC power failure detection, meet the hard reset of smart products.
- Using parallel current sharing technology, the output can be applied in parallel.
- Patented housing design.
- Ultra-compact design, leaving extra space for luminaries.

Product Parameters

Model No.	Power	Input voltage	Output voltage	Output current	Efficiency @full load	Dimensions (mm)
XZ-CV100B-MT48V	100W	220-240VAC	48V	2100mA	92%	L294*W22*H43
XZ-CV150B-MT48V	150W	220-240VAC	48V	3120mA	92%	L294*W22*H43

Product Specifications

Basic information	Data parameters
· Power range:	50-150W
· Adjustable output current:	/
· Dimming interface:	/
· Dimming range:	/
· Flicker-free:	PstLM < 1, SVM < 0.4
· Input votage shock:	320VAC 1H
· Operating temperature range:	Ta-20...+45°C
· Surge protection:	L-N:1kV L/N-GND:2kV
· Power factor:	> 0.9
· Start up time:	< 500ms @ 230V

Product Wiring Diagram

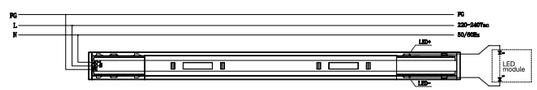

Product Dimensions

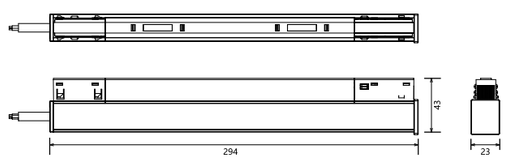

Wireless IoT Series

Wireless Dimming Series 97 93
Wireless Dimming and CCT Series 94
Wireless Dimming and CCT Series 95-96
Non-SELV Wireless Dimming Driver 101 97

Wireless Dimming Series

Application: suitable for luminaries of Class I/II, such as track lights, panel lights and office lighting, supermarket retail lighting, exhibition hall lighting, etc.

Features

- Constant power output design with wide operating window.
- Support Bluetooth/Zigbee smart wireless control.
- Interchangeable IoT modules slots.
- Smooth dimming and color temperature, flicker free, dimming range 1-100% (amplitude dimming).
- Removable terminal blocks, comply with 2.5mm²engineering incoming line specification.
- Standby power consumption <0.5W, meet ErP energy efficiency certification.

ϕ55

XZ-ID-LOOP-A

XZ-ID-A

Product Parameters

Model No.	Power	Input voltage	Output voltage	Output current	Efficiency @full load	Dimensions (mm)
ID CCCB 40/230/300-1050 BH30 NFC FV1	40W	220-240VAC 220-240VDC	6-52V	300-1050mA	89%	L97*W43*H30

Product Specifications

Basic information	Data parameters
· Power range:	2-40W
· Adjustable output current:	NFC
· Dimming interface:	Bluetooth/Zigbee
· Dimming range:	1-100%
· Flicker-free:	PstLM < 1, SVM < 0.4
· Input votage shock:	320VAC 1H
· Operating temperature range:	Ta -20...+50°C
· Surge protection:	L-N:1kV L/N-GND:2kV
· Power factor:	> 0.9
· Start up time:	< 500ms@230V

Product Wiring Diagram

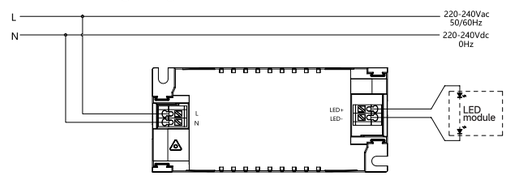

Terminal block

1.XZ-ID-LOOP-A

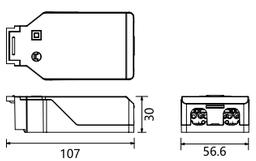

2.XZ-ID-A

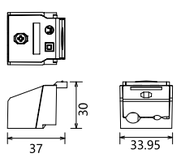

Product Dimensions

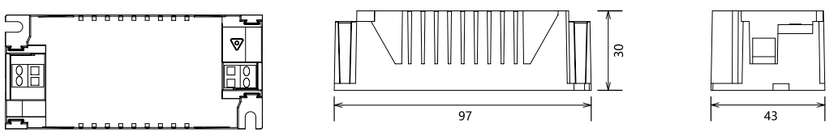

Wireless Dimming and CCT Series

Application: suitable for luminaries of Class II, such as panel lights, downlights and other indoor lighting that meet the size parameters are used in supermarket retail, hotel, etc.

Features

- Support Bluetooth/Zigbee smart wireless control.
- Single and double color temperature optional, smooth dimming, flicker free.
- Interchangeable IoT modules slots.
- Three control methods: app, panel, remote control.
- Smooth dimming, flicker free, dimming range 1-100% (amplitude dimming).
- Standby power consumption <0.5W, meet ErP energy efficiency certification.

CSP033 ϕ45
CSP034 ϕ50

Product Parameters

Model No.	Power	Input voltage	Output voltage	Output current	Efficiency @full load	Dimensions (mm)
CSP033-0420350-S (single color)	14.7W	220-240VAC	2.5-42V	100-350mA	86%	L126*W38*H25
CSP033-0210700-S (single color)	14.7W	220-240VAC	2.5-21V	350-700mA	84%	L126*W38*H25
CSP034-0420750-S (single color)	31.5W	220-240VAC	2.5-42V	400-750mA	88%	L133*W40.5*H26
CSP033-0420350-D (dual color)	14.7W	220-240VAC	2.5-42V	100-350mA	86%	L126*W38*H25
CSP033-0210700-D (dual color)	14.7W	220-240VAC	2.5-21V	350-700mA	84%	L126*W38*H25
CSP034-0420750-D (dual color)	31.5W	220-240VAC	2.5-42V	400-750mA	88%	L133*W40.5*H26

Product Specifications

Basic information	Data parameters
· Power range:	8-30W
· Adjustable output current:	DIP Switch
· Dimming interface:	Bluetooth/Zigbee
· Dimming range:	1-100%
· Flicker-free:	PstLM < 1, SVM < 0.4
· Input votage shock:	320VAC 1H
· Operating temperature range:	Ta -20...+45°C
· Surge protection:	L-N: 1kV
· Power factor:	> 0.9
· Start up time:	< 500ms@230V

Product Dimensions

1. CSP033

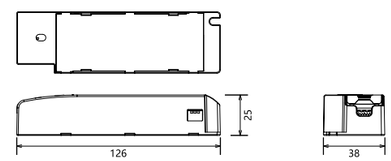

2. CSP034

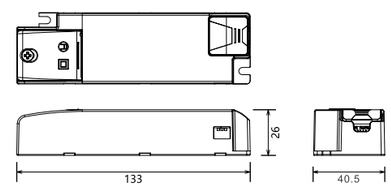

Product Wiring Diagram

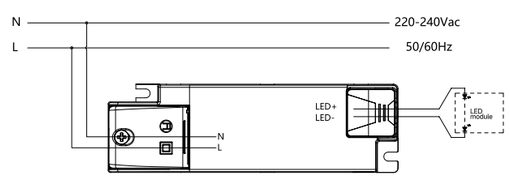

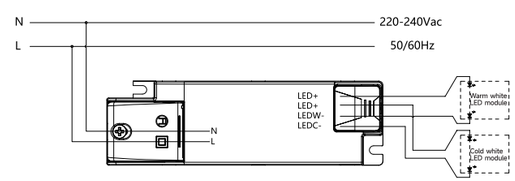

Wireless Dimming and CCT Series

Application: suitable for luminaries of Class II, such as panel lights and other indoor lighting that meet the size parameters are used in education, supermarket retail, hotel, etc.

Features

- ·Support Bluetooth/Zigbee smart wireless control.
- ·Single and double color temperature optional, smooth dimming, flicker free.
- ·Interchangeable IoT modules slots.
- ·Three control methods: app, panel, remote control.
- ·Smooth dimming, flicker free, dimming range 1-100% (amplitude dimming).
- ·Standby power consumption <0.5W, meet ErP energy efficiency certification.

Product Parameters

Model No.	Power	Input voltage	Output voltage	Output current	Efficiency @full load	Dimensions (mm)
CSP013-0420700 (single color)	30W	220-240VAC	6-42V	550-600-650-700mA	87%	L180*W40*H30
CSP013-0420900 (single color)	38W	220-240VAC	6-42V	750-800-850-900mA	87%	L180*W40*H30
CSP013-0421000 (single color)	44.1W	220-240VAC	6-42V	900-950-1000-1050mA	87%	L180*W40*H30
CSP023-0421000 (single color)	44.1W	220-240VAC	30-42V	900-950-1000-1050mA	87%	L139*W43*H29
CSP013-0420690 (dual color)	30W	220-240VAC	6-42V	550-600-650-700mA	87%	L180*W40*H30
CSP013-0420890 (dual color)	38W	220-240VAC	6-42V	750-800-850-900mA	87%	L180*W40*H30
CSP013-0420990 (dual color)	44.1W	220-240VAC	6-42V	900-950-1000-1050mA	87%	L180*W40*H30

Product Specifications

Basic information	Data parameters
· Power range:	4-44W
· Adjustable output current:	DIP Switch
· Dimming interface:	Bluetooth/Zigbee
· Dimming range:	1-100%/5-100%
· Flicker-free:	PstLM < 1, SVM < 0.4
· Input votage shock:	/
· Operating temperature range:	Ta -30...+45°C
· Surge protection:	L-N:1kV
· Power factor:	> 0.9
· Start up time:	< 500ms@230V

Product Wiring Diagram





Product Dimensions

1. CSP013

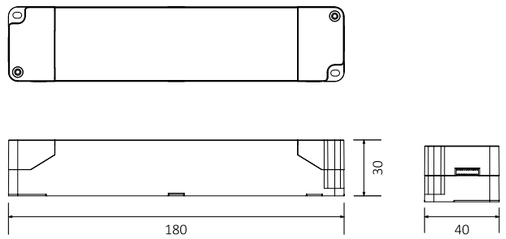

2. CSP023

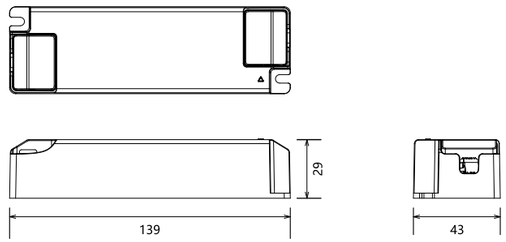

Non-SELV Wireless Dimming Driver

Application: suitable for luminaries of Class I/II, such as linear, tri-proof lights and office lighting, etc.



Features

- Constant power output design with wide operating window.
- Support Bluetooth/Zigbee smart wireless control, interchangeable IoT modules slots.
- Support NFC reader to precisely control current, CLO, dimming curve, etc.
- The DC emergency mode adjusts the current to 15% by default (adjustable).
- Smooth dimming and color temperature, flicker free, dimming range 1-100% (amplitude dimming).
- Standby power consumption <0.3W, meet ErP energy efficiency certification.

Product Parameters

Model No.	Power	Input voltage	Output voltage	Output current	Efficiency @full load	Dimensions (mm)
ID LCCB 75/230/050-400 B NFC FV1	75W	220-240VAC 220-240VDC	50-220V	50-400mA	92%	L278*W30*H16

Product Specifications

Basic information	Data parameters
· Power range:	21-75W
· Adjustable output current:	NFC
· Dimming interface:	Bluetooth/Zigbee
· Dimming range:	1-100%
· Flicker-free:	PstLM < 1, SVM < 0.4
· Input votage shock:	320VAC 1H
· Operating temperature range:	Ta -20...+50°C
· Surge protection:	L-N:1kV L/N-GND:2kV
· Power factor:	> 0.9
· Start up time:	< 500ms@230V

Product Wiring Diagram



Product Dimensions

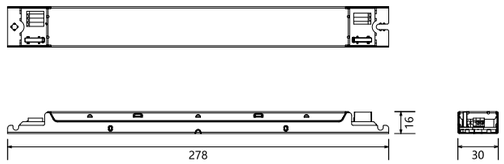

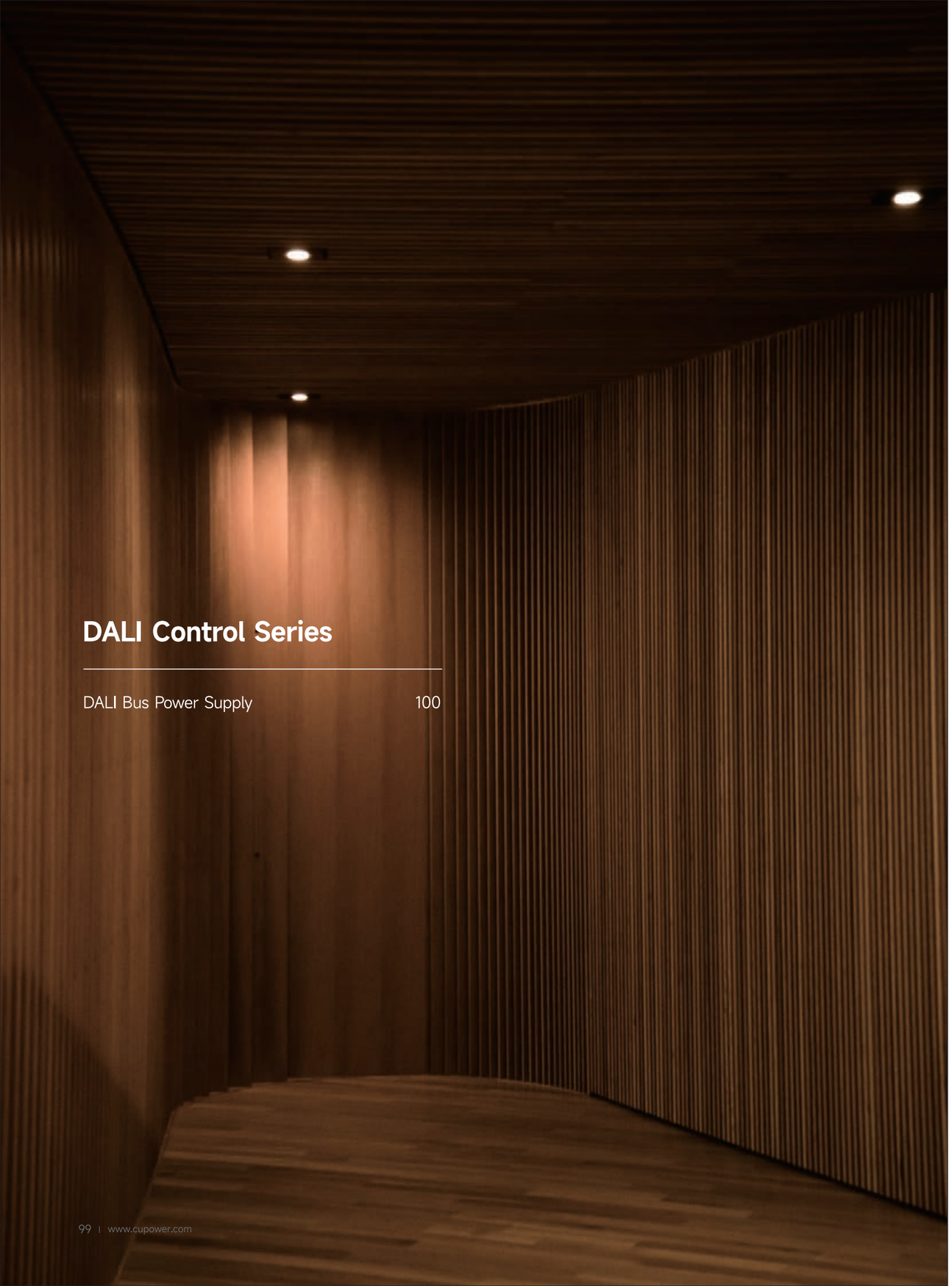

DALI Control Series

DALI Bus Power Supply 100

DALI Bus Power Supply

Application: suitable for luminaries of Class I, such as linear lights, tri-proof lights, floor lights and office lighting, etc.

Features

- 70mA / 100mA optional current, connect up to 2 x 70mA in DALI-2 installation.
- Compact size, combined with removable mounting wings for high installation flexibility.

Product Parameters

Model No.	Power	Input voltage	Output voltage	Output current	Efficiency @full load	Dimensions (mm)
ID DALI BUS070 FV1	1.12W	220-240VAC	16V	70mA	60%	L80.7*W30*H15
ID DALI BUS100 FV1	1.6W	220-240VAC	16V	100mA	64%	L80.7*W30*H15

Product Specifications

Basic information	Data parameters
· Power range:	1.6W
· Adjustable output current:	Fixed
· Dimming interface:	/
· Dimming range:	/
· Flicker-free:	/
· Input votage shock:	320VAC 1H
· Operating temperature range:	Ta -20…+60°C
· Surge protection:	L-N:1kV
· Power factor:	/
· Start up time:	/

Product Wiring Diagram

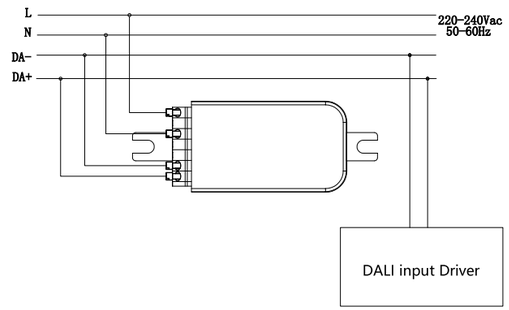

Product Dimensions

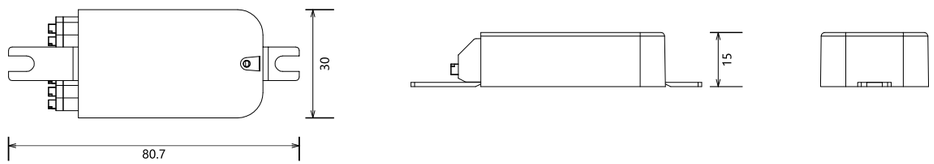



US SELV Dimming Series

SELV Linear DALI DT6 Series	103
Wireless Series	104
SELV Compact NFC Series	105
SELV Linear Series	106-107
SELV Linear Series	108-109
Troffer Series	110-111
Direct Panel Light Series	112-113
Indirect Panel Light Series	114-116

SELV Linear DALI DT6 Series

Application: suitable for luminaries of Class I, such as linear lights, tri-proof lights, floor lights and office lighting, etc.

Features

- Constant power output design with wide operating window.
- Support DALI-2 + push DIM.
- DALI part 251, 252, 253 (luminaire date, energy reporting, diagnostic and maintenance).
- Smooth dimming, flicker free, dimming range1-100% (amplitude dimming).
- Support NFC reader to precisely control current、CLO、dimming curve、DALI address, etc.
- Support DALI part 150 auxiliary power supply, DALI part 250 bus power supply optional.

Class P

Product Parameters

Model No.	Power	Input voltage	Output voltage	Output current	Efficiency @full load	Dimensions (mm)
XZ-DA54B-540140	54W	120-277VAC 120-347VAC	10-54V	350-1400mA	89%	L360*W30*H21

Product Specifications

Basic information	Data parameters
· Power range:	4-54W
· Adjustable output current:	NFC
· Dimming interface:	DALI-2/PUSH
· Dimming range:	1-100%
· Current ripple:	≤5%
· Input votage shock:	/
· Operating temperature range:	Ta -20...+50°C
· Surge protection:	L-N:1kV L/N-GND:2kV
· Power factor:	> 0.9
· Start up time:	< 750ms@120V < 500ms@277V, < 500ms@347V

Product Wiring Diagram

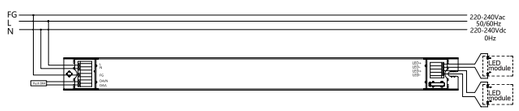

Product Dimensions

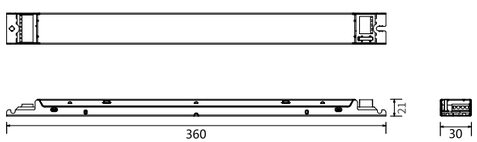

Wireless Series

Application: suitable for luminaries of Class I/II, such as track lights, panel lights, home lighting and office lighting, etc.



Features

- Constant power output design with wide operating window.
- Support Bluetooth/Zigbee smart wireless control.
- Interchangeable IoT modules slots.
- Removable terminal blocks, comply with 2.5mm2 engineering incoming line specification.
- Smooth dimming, flicker free, dimming range 1-100% (amplitude dimming).

Class P

Product Parameters

Model No.	Power	Input voltage	Output voltage	Output current	Efficiency @full load	Dimensions (mm)
XZ-PN28B-520070	28W	120-277VAC	6-52V	150-700mA	87%	L97*W43*H30

Product Specifications

Basic information	Data parameters
· Power range:	2-28W
· Adjustable output current:	NFC
· Dimming interface:	Bluetooth/Zigbee
· Dimming range:	1-100%
· Current ripple:	≤5%
· Input votage shock:	/
· Operating temperature range:	Ta -20...+45°C
· Surge protection:	L-N:1kV L/N-GND:2kV
· Power factor:	> 0.9
· Start up time:	< 750ms@120V < 500ms@277V

Product Wiring Diagram

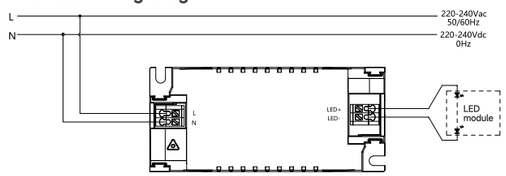

Terminal block

1.XZ-ID-LOOP-A

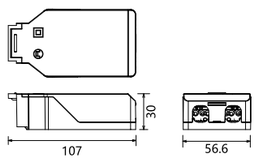

2.XZ-ID-A

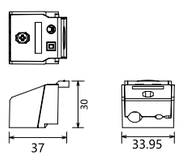

Product Dimensions

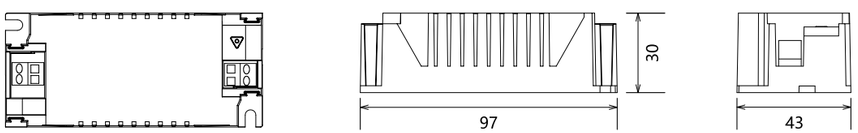

SELV Compact NFC Series

0/1-10V NFC

Application: suitable for luminaries of Class I, such as downlights, ceiling lights, home lighting, office lighting, etc.

Features

- Constant power output design with wide operating window.
- SELV 0/1-10V dimming solution.
- 12V auxiliary power supply, expandable for various sensors and controllers.
- Support NFC reader to precisely control current.

Class P

Product Parameters

Model No.	Power	Input voltage	Output voltage	Output current	Efficiency @full load	Dimensions (mm)
XZ-PJ50B-540140-T	50W	120-277VAC	10-54V	100-1400mA	86%	L107*W76.4*H30

Product Specifications

Basic information	Data parameters
· Power range:	1-50W
· Adjustable output current:	NFC
· Dimming interface:	0/1-10V
· Dimming range:	1-100%
· Current ripple:	≤5%
· Input votage shock:	320VAC 1H
· Operating temperature range:	Ta -20...+40°C
· Surge protection:	L-N:1kV L/N-GND:2kV
· Power factor:	> 0.9
· Start up time:	< 750ms@120V < 500ms@277V, < 500ms@347V

Product Wiring Diagram

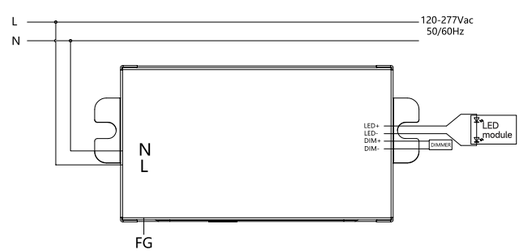

Product Dimensions

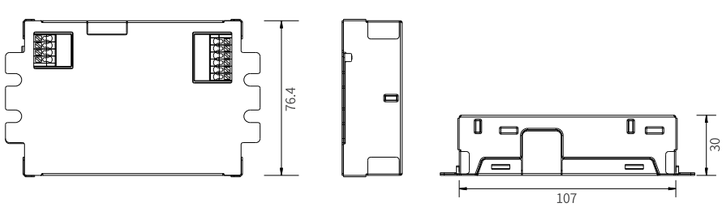

Product Selection Sable

T	A	B
不带辅助源	√	
带12V辅助源		√

SELV Linear Series

0/1-10V DIP set

Application: suitable for luminaries of Class I, such as linear lights, tri-proof lights, office lighting, exhibition hall lighting, etc.

CCT

Features

- Input voltage coverage of 120-277V / 120-347V.
- SELV 0/1-10V dimming solution.
- 12V/24V auxiliary power supply optional, expandable for various sensors and controllers.
- Power and color temperature, flicker free, multiple combinations available.
- Optional output voltage (30-42V / 36-50V).

Class P

Product Parameters

Model No.	Power	Input voltage	Output voltage	Output current	Efficiency @full load	Dimensions (mm)
XZ-SR30B-YYYXXX-VVVWWW-TTTT	31.5W	120-277VAC 120-347VAC	30-42V 36-50V	350-750mA 300-600mA	无频闪>85% 有频闪>87%	L305*W30*H22
XZ-SR40B-YYYXXX-VVVWWW-TTTT	44.1w	120-277VAC 120-347VAC	30-42V 36-50V	500-1050mA 400-850mA	无频闪>86% 有频闪>88%	L305*W30*H22
XZ-SR50B-YYYXXX-VVVWWW-TTTT	52w	120-277VAC 120-347VAC	30-42V 36-50V	700-1250mA 600-1050mA	无频闪>87% 有频闪>89%	L305*W30*H22
XZ-SR60B-YYYXXX-VVVWWW-TTT	63W	120-277VAC 120-347VAC	30-42V 36-50V	1000-1500mA 800-1200mA	无频闪>88% 有频闪>90%	L335*W30*H22

Product Specifications

Basic information	Data parameters
· Power range:	11-63W
· Adjustable output current:	DIP Switch
· Dimming interface:	0/1-10V
· Dimming range:	7-100%
· Current ripple:	Flicker < 30%/Flicker free < 5%
· Input votage shock:	320VAC 1H
· Operating temperature range:	Ta -20...+50°C
· Surge protection:	L-N:1kV L/N-GND:2kV
· Power factor:	> 0.9
· Start up time:	< 750ms@120V < 500ms@277V, < 500ms@347V

Product Wiring Diagram

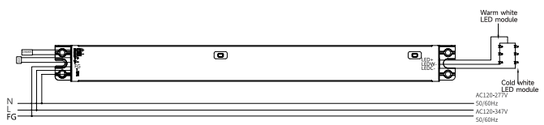

Product Dimensions

1. SR30B/SR 40B/SR50B

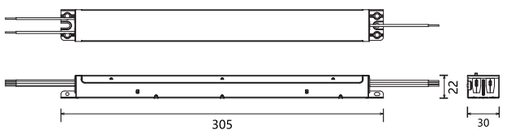

2. SR60B

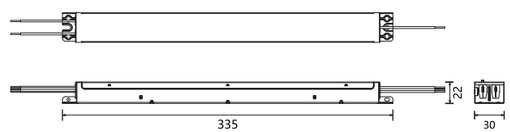

Product Selection Sable

T	A	B				
120-277V	√					
120-347V		√				
T	**A**	**B**				
12V auxiliary power supply	√					
24V auxiliary power supply		√				
No auxiliary power supply			√			
T	**A**	**B**	**C**	**D**	**E**	**F**
No DIP switch	√					
Power adjustment via driver		√				
Color temperature adjustment via driver			√			
Power and color temperature adjustment via driver				√		
External power adjustment					√	
External color temperature adjustment						√
T	**A**	**B**				
With housing	√					
board only		√				

SELV Linear Series

0/1-10V DIP set

Application: suitable for luminaries of Class I, such as linear lights, tri-proof lights, office lighting, exhibition hall lighting, etc.

Features

- SELV 0/1-10V dimming solution.
- 12V auxiliary power supply, expandable for various sensors and controllers.
- Power adjustable, low flicker, flicker free, multiple combinations available.
- Optional output voltage (27-42V / 36-50V).
- Dimming wire and AC wire are at the same position, wiring installation is more convenient.



Class P

Product Parameters

Model No.	Power	Input voltage	Output voltage	Output current	Efficiency @full load	Dimensions (mm)
XZ-SA30B-YYYXXX-VVVWWW-W-T	31.5W	120-277VAC	27-42V	300-750mA	86%	L278*W30*H21
XZ-SA30B-YYYXXX-VVVWWW-W-T	30W	120-277VAC	36-50V	200-600mA	85%	L278*W30*H21
XZ-SA40B-YYYXXX-VVVWWW-W-T	44.1W	120-277VAC	27-42V	700-1050mA	86%	L278*W30*H21
XZ-SA40B-YYYXXX-VVVWWW-W-T	42.5W	120-277VAC	36-50V	400-850mA	86%	L278*W30*H21
XZ-SA50B-YYYXXX-VVVWWW-W-T	52.5W	120-277VAC	27-42V	1050-1250mA	86%	L278*W30*H21
XZ-SA50B-YYYXXX-VVVWWW-W-T	52.5W	120-277VAC	36-50V	700-1050mA	86%	L278*W30*H21
XZ-SA60B-YYYXXX-VVVWWW-W-T	63W	120-277VAC	27-42V	1250-1500mA	88%	L302*W30*H21
XZ-SA60B-YYYXXX-VVVWWW-W-T	62.5W	120-277VAC	36-50V	900-1250mA	86%	L302*W30*H21

Product Specifications

Basic information	Data parameters
· Power range:	8-63W
· Adjustable output current:	DIP Switch
· Dimming interface:	0/1-10V
· Dimming range:	7 -100%
· Current ripple:	Flicker < 30%/Flicker free < 5%
· Input votage shock:	/
· Operating temperature range:	Ta -20…+55°C
· Surge protection:	L-N:1kV L/N-GND:2kV
· Power factor:	> 0.9
· Start up time:	< 750ms@120V < 500ms@277V

Product Wiring Diagram



Product Dimensions

1. SA30B/SA40B/SA50B

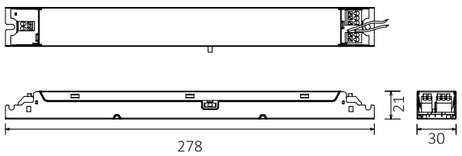

2. SA60B

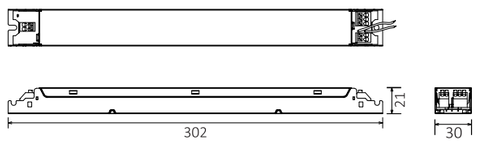

Product Selection Sable

T	B	D
12V auxiliary power supply	√	
power adjustment		√

Troffer Series

0/1-10V DIP set

Application: suitable for luminaries of Class I, such as panel lights, office lighting, supermarket retail lighting, etc.

Features

- Input voltage coverage of 120-277V / 120-347V.
- SELV 0/1-10V dimming solution.
- 12V/24V auxiliary power supply optional, expandable for various sensors and controllers.
- Power and color temperature, flicker free, multiple combinations available.
- Optional output voltage (30-38V / 40-48V).
- New housing design, suitable for different luminaries.

Product Parameters

Model No.	Power	Input voltage	Output voltage	Output current	Efficiency @full load	Dimensions (mm)
XZ-TR30B-380XXX-TTT	28W	120-277VAC 120-347VAC	30-38V	400-750mA	86%	L98*W95*H21
XZ-TR40B-380XXX-TTT	40W	120-277VAC 120-347VAC	30-38V	600-1050mA	87%	L98*W95*H21
XZ-TR50B-380XXX-TTT	48W	120-277VAC 120-347VAC	30-38V	700-1250mA	87%	L98*W95*H21
XZ-TR30B-480XXX-TTT	28W	120-277VAC 120-347VAC	40-48V	300-600mA	87%	L98*W95*H21
XZ-TR40B-480XXX-TTT	40W	120-277VAC 120-347VAC	40-48V	400-800mA	88%	L98*W95*H21
XZ-TR50B-480XXX-TTT	48W	120-277VAC 120-347VAC	40-48V	500-1000mA	88%	L98*W95*H21

Product Specifications

Basic information	Data parameters
· Power range:	12-48W
· Adjustable output current:	DIP Switch
· Dimming interface:	0/1-10V
· Dimming range:	5-100%
· Current ripple:	≤5%
· Input votage shock:	/
· Operating temperature range:	Ta -20…+50°C
· Surge protection:	L-N:1kV L/N-GND:2kV
· Power factor:	> 0.9
· Start up time:	< 750ms@120V < 500ms@277V < 500ms@347V

Product Wiring Diagram

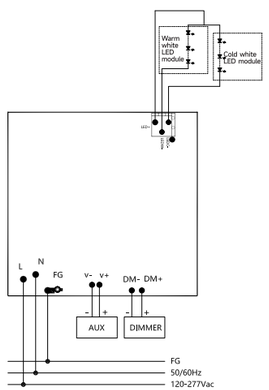

Product Dimensions

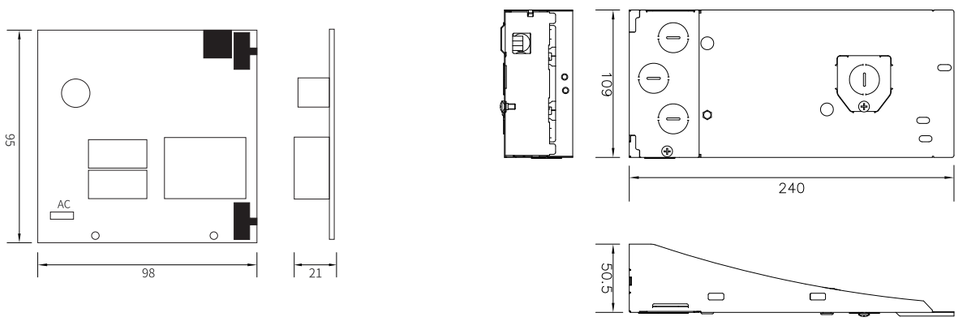

Product Selection Sable

T	A	B		
120-277V	√			
120-347V		√		
T	**A**	**B**	**C**	
12V auxiliary power supply	√			
24V auxiliary power supply		√		
No auxiliary power supply			√	
T	**A**	**B**	**C**	**D**
No DIP switch	√			
Power adjustment		√		
Color temperature adjustment			√	
Power and color temperature adjustment				√

Direct Panel Light Series

0/1-10V DIP set

Application: suitable for luminaries of Class I, such as direct lighting panel lights, troffer, office lighting, supermarket retail lighting, etc.



Features

- Input voltage coverage of 120-277V / 120-347V.
- SELV 0/1-10V dimming solution.
- 12V auxiliary power supply, expandable for various sensors and controllers.
- Power and color temperature, low flicker, flicker free, multiple combinations available.

Product Parameters

Model No.	Power	Input voltage	Output voltage	Output current	Efficiency @full load	Dimensions (mm)
XZ-SD30B-420XXX-W	28.5W	120-277VAC	30-38V	400-750mA	85%	L267*W27*H20.5
XZ-SD30B-420XXX-Y	28.5W	120-277VAC	30-38V	400-750mA	87%	L267*W27*H20.5
XZ-SD40B-420XXX-W	39.9W	120-277VAC	30-38V	600-1050mA	86%	L267*W27*H20.5
XZ-SD40B-420XXX-Y	39.9W	120-277VAC	30-38V	600-1050mA	88%	L267*W27*H20.5
XZ-SD50B-420XXX-W	47.5W	120-277VAC	30-38V	900-1250mA	86%	L267*W27*H20.5
XZ-SD50B-420XXX-Y	47.5W	120-277VAC	30-38V	900-1250mA	88%	L267*W27*H20.5
XZ-SE30B-YYYXXX-VVVWWW-Y-T	28.5W	120-277VAC	30-38V	400-750mA	87%	L267*W27*H20.5
XZ-SE30B-YYYXXX-VVVWWW-W-T	28.5W	120-277VAC	30-38V	400-750mA	86%	L267*W27*H20.5
XZ-SE30B-YYYXXX-VVVWWW-Y-T	28.8W	120-277VAC	40-48V	300-600mA	87%	L267*W27*H20.5
XZ-SE30B-YYYXXX-VVVWWW-W-T	28.8W	120-277VAC	40-48V	300-600mA	86%	L267*W27*H20.5
XZ-SE40B-YYYXXX-VVVWWW-Y-T	39.9W	120-277VAC	30-38V	600-1050mA	88%	L267*W27*H20.5
XZ-SE40B-YYYXXX-VVVWWW-W-T	39.9W	120-277VAC	30-38V	600-1050mA	87%	L267*W27*H20.5
XZ-SE40B-YYYXXX-VVVWWW-Y-T	38.4W	120-277VAC	40-48V	400-800mA	88%	L267*W27*H20.5
XZ-SE40B-YYYXXX-VVVWWW-W-T	38.4W	120-277VAC	40-48V	400-800mA	87%	L267*W27*H20.5
XZ-SE50B-YYYXXX-VVVWWW-Y-T	47.5W	120-277VAC	30-38V	700-1250mA	88%	L267*W27*H20.5
XZ-SE50B-YYYXXX-VVVWWW-W-T	47.5W	120-277VAC	30-38V	700-1250mA	87%	L267*W27*H20.5
XZ-SE50B-YYYXXX-VVVWWW-Y-T	48W	120-277VAC	40-48V	600-1000mA	88%	L267*W27*H20.5
XZ-SE50B-YYYXXX-VVVWWW-W-T	48W	120-277VAC	40-48V	600-1000mA	87%	L267*W27*H20.5
XZ-SH40B-YYYXXX-VVVWWW-Y-T	39.9W	120-347VAC	30-38V	600-1050mA	88%	L267*W27*H20.5
XZ-SH40B-YYYXXX-VVVWWW-W-T	39.9W	120-347VAC	30-38V	600-1050mA	87%	L267*W27*H20.5
XZ-SH40B-YYYXXX-VVVWWW-Y-T	38.4W	120-347VAC	40-48V	400-800mA	88%	L267*W27*H20.5
XZ-SH40B-YYYXXX-VVVWWW-WT	38.4W	120-347VAC	40-48V	400-800mA	87%	L267*W27*H20.5
XZ-SH50B-YYYXXX-VVVWWW-Y-T	47.5W	120-347VAC	30-38V	700-1250mA	88%	L267*W27*H20.5
XZ-SH50B-YYYXXX-VVVWWW-W-T	47.5W	120-347VAC	30-38V	700-1250mA	87%	L267*W27*H20.5
XZ-SH50B-YYYXXX-VVVWWW-Y-T	48W	120-347VAC	40-48V	600-1000mA	88%	L267*W27*H20.5
XZ-SH50B-YYYXXX-VVVWWW-W-T	48W	120-347VAC	40-48V	600-1000mA	87%	L267*W27*H20.5

Product Specifications

Basic information	Data parameters
· Power range:	12-48W
· Adjustable output current:	DIP Switch
· Dimming interface:	0/1-10V
· Dimming range:	7-100%
· Current ripple:	≤5%(extension"W")/≤30%
· Input votage shock:	/
· Operating temperature range:	Ta -20…+50°C
· Surge protection:	L-N:1kV L/N-GND:2kV
· Power factor:	> 0.9
· Start up time:	< 750ms@120V < 500ms@277V

Product Dimensions

1. Bare board size

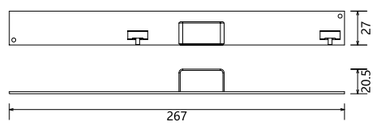

2. Metal housing size

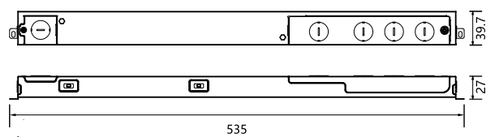

Product Wiring Diagram

1. SD



2. SE/SH



Product Selection Sable

T	A	B	C	D	E	F	G	H
No DIP switch	√							
Power adjustment		√						
Color temperature adjustment			√					
Power and color temperature adjustment				√				
No DIP switch with AUX power supply					√			
Power adjustment with AUX power supply						√		
Color temperature adjustment with AUX power supply							√	
Power and color temperature adjustment with AUX power supply								√

Indirect Panel Light Series

0/1-10V DIP set

Application: suitable for luminaries of Class I/I, such as panel lights, troffer, office lighting, supermarket retail lighting, etc.

Features

- ·Input voltage coverage of 120-277V / 120-347V.
- ·Power and color temperature, low flicker, flicker free, multiple combinations available.
- ·Various housing combinations: standard, large wiring space, ultra-large wiring space optional.
- ·Input interface: wire, terminal optional.

Class P

Product Parameters

Model No.	Power	Input voltage	Output voltage	Output current	Efficiency @full load	Dimensions (mm)
XZ-PD35B-420080-B (Flicker)(triac)	33.6W	120VAC	34-42V	800mA	85%	L260*W105*H22
XZ-PI40B-420090-070050-D (Flicker)	37.8W	120-277VAC	34-42V	500-700-900mA	87%	L260*W105*H22
XZ-PI50B-420120-100080-D (Flicker)	50.4W	120-277VAC	34-42V	800-1000-1200mA	88%	L260*W105*H22
XZ-PA30B-YYYXXX-Y-A (Flicker)	31.5W	120-277VAC	27-42V	400-750mA	87%	L188*W84*H34.5 L225*W84*H34.5
XZ-PA30B-YYYXXX-W-A (Flicker free)	31.5W	120-277VAC	27-42V	400-750mA	85%	L188*W84*H34.5 L225*W84*H34.5
XZ-PA50B-YYYXXX-Y-A (Flicker)	48.3W	120-277VAC	27-42V	700-1050mA	88%	L188*W84*H34.5 L225*W84*H34.5
XZ-PA50B-YYYXXX-W-A (Flicker free)	48.3W	120-277VAC	27-42V	700-1050mA	86%	L188*W84*H34.5 L225*W84*H34.5
XZ-PA60B-YYYXXX-Y-A (Flicker)	63W	120-277VAC	27-42V	1150-1500mA	88%	L188*W84*H34.5 L225*W84*H34.5
XZ-PA60B-YYYXXX-W-A (Flicker free)	63W	120-277VAC	27-42V	1150-1500mA	86%	L188*W84*H34.5 L225*W84*H34.5
XZ-PB50B-YYYXXX-VVWWW-I-T (Flicker)	48.3W	120-277VAC	30-42V	500-1150mA	87%	L188*W84*H34.5 L225*W84*H34.5
XZ-PE30B-YYYXXX-VVVWWW-I-T (Flicker free)	31.5W	120-277VAC	30-42V	300-750mA	85%	L188*W84*H34.5 L225*W84*H34.5
XZ-PE30B-YYYXXX-VVVWWW-L-T (Flicker free)	30W	120-277VAC	36-50V	300-600mA	85%	L188*W84*H34.5 L225*W84*H34.5
XZ-PE50B-YYYXXX-VVVWWW-I-T (Flicker free)	48.3W	120-277VAC	30-42V	550-1150mA	86%	L188*W84*H34.5 L225*W84*H34.5
XZ-PE50B-YYYXXX-VVVWWW-L-T (Flicker free)	48.5W	120-277VAC	36-50V	500-970mA	86%	L188*W84*H34.5 L225*W84*H34.5
XZ-PF30B-YYYXXX-VVVWWW-I-A (Flicker free)	31.5W	120-347VAC	30-42V	300-750mA	85%	L188*W84*H34.5 L225*W84*H34.5
XZ-PF30B-YYYXXX-VVVWWW-L-A (Flicker free)	30W	120-347VAC	36-50V	300-600mA	85%	L188*W84*H34.5 L225*W84*H34.5
XZ-PF50B-YYYXXX-VVVWWW-I-A (Flicker free)	48.3W	120-347VAC	30-42V	550-1150mA	86%	L188*W84*H34.5 L225*W84*H34.5
XZ-PF50B-YYYXXX-VVVWWW-L-A (Flicker free)	48.5W	120-347VAC	36-50V	500-970mA	86%	L188*W84*H34.5 L225*W84*H34.5
XZ-PF60B-YYYXXX-I (Flicker free)	63W	120-347VAC	30-42V	1150-1500mA	87%	L188*W84*H34.5 L225*W84*H34.5
XZ-PF60B-YYYXXX-L (Flicker free)	62.5W	120-347VAC	36-50V	900-1250mA	87%	L188*W84*H34.5 L225*W84*H34.5
XZ-PH50B-YYYXXX-VVWWW-T (Flicker)	48.3W	120-347VAC	30-42V	500-1150mA	87%	L188*W84*H34.5 L225*W84*H34.5
XZ-PF30B-YYYXXX-VVVWWW-I-T (Flicker free)	31.5W	120-347VAC	30-42V	300-750mA	85%	L188*W84*H34.5 L225*W84*H34.5
XZ-PF30B-YYYXXX-VVVWWW-L-T (Flicker free)	30W	120-347VAC	36-50V	300-600mA	85%	L188*W84*H34.5 L225*W84*H34.5
XZ-PF50B-YYYXXX-VVVVWWW-I-T (Flicker free)	48.3W	120-347VAC	30-42V	550-1150mA	86%	L188*W84*H34.5 L225*W84*H34.5
XZ-PF50B-YYYXXX-VVVVWWW-L-T (Flicker free)	48.5W	120-347VAC	36-50V	500-970mA	86%	L188*W84*H34.5 L225*W84*H34.5

Product Specifications

Basic information	Data parameters
· Power range:	9-63W
· Adjustable output current:	DIP Switch
· Dimming interface:	0/1-10V
· Dimming range:	7-100%
· Current ripple:	Flicker≤30%/Flicker free≤5%

Basic information	Data parameters
· Input votage shock:	/
· Operating temperature range:	Ta -20…+50°C
· Surge protection:	L-N:1kV L/N-GND:2kV
· Power factor:	> 0.9
· Start up time:	< 750ms@120V < 500ms@277V < 500ms@347V

Product Dimensions

1.L260*W105*H22

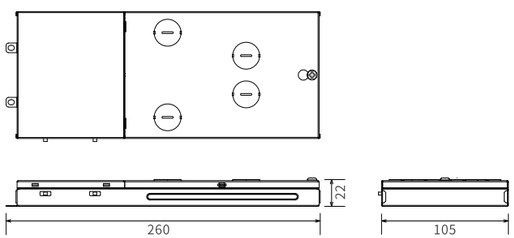

2.L188*W84*H34.5

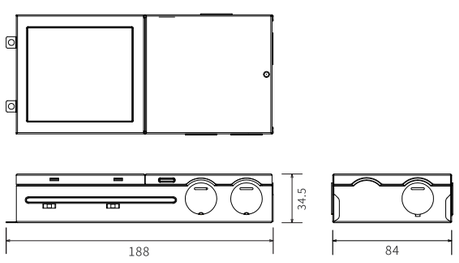

3.L225*W84*H34.5

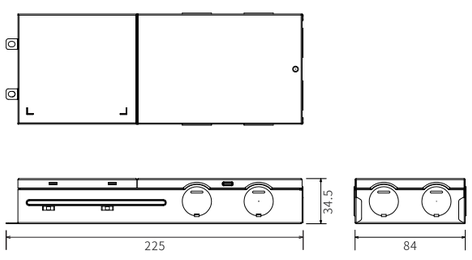

Product Wiring Diagram

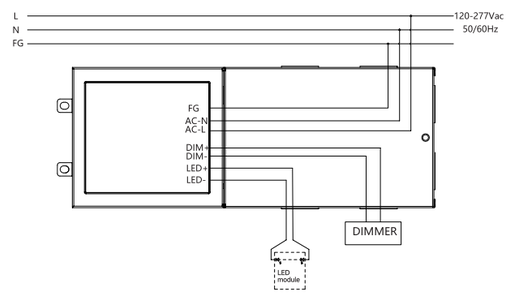

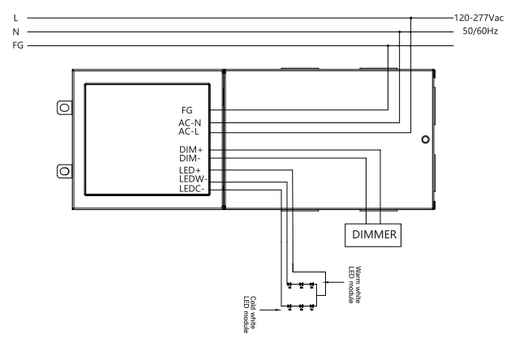

Product Selection Sable

T	A	B	C	D
No DIP switch	√			
Power adjustment		√		
Color temperature adjustment			√	
Power and color temperature adjustment				√

US Non-SELV Dimming Series

Non-SELV Linear Series 119-120

Non-SELV Linear Series

0/1-10V DIP set

Application: suitable for luminaries of Class I, such as linear highbay, large warehouse, outdoor lighting, etc.

CCT

Features

- Input voltage coverage of 120-277V / 120-347V.
- SELV 0/1-10V dimming solution.
- 12V/24V auxiliary power supply optional, expandable for various sensors and controllers.
- Power and color temperature, low flicker, flicker free, multiple combinations available.
- High surge protection L-N: 4kV, L/N-GND: 4kV.

Class P

Product Parameters

Model No.	Power	Input voltage	Output voltage	Output current	Efficiency @full load	Dimensions (mm)
XZ-SK100B-YYYXXX-VVVWWW-TTTT	100W	120-277VAC 120-347VAC	80-130V	500-1000mA	93%	L242*W44.5*H31
XZ-SK150B-YYYXXX-VVVWWW-TTTT	150W	120-277VAC 120-347VAC	180-260V	350-750mA	94%	L242*W44.5*H31
XZ-SK240B-YYYXXX-VVVWWW-TTTT	240W	120-277VAC 120-347VAC	180-260V	600-1200mA	95%	L240.5*W59.9*H38
XZ-SN100B-YYYXXX-VVYWWW-TTT	100W	120-277VAC	70-150V	500-1000mA	91%	L180*W44*H31

Product Specifications

Basic information	Data parameters
· Power range:	35-240W
· Adjustable output current:	DIP Switch
· Dimming interface:	0/1-10V
· Dimming range:	7-100%
· Current ripple:	Flicker≤30%/Flicker free≤5%
· Input votage shock:	/
· Operating temperature range:	Ta -20…+50°C
· Surge protection:	L-N:4kV L/N-GND:4kV (Optional: L-N:4kV L/N-GND:6kV)
· Power factor:	> 0.9
· Start up time:	< 750ms@120V < 500ms@277V

Product Wiring Diagram



Product Dimensions

1. SK100B/SK150B

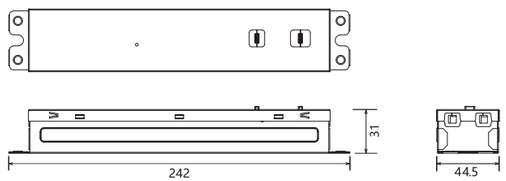

2. SK240B

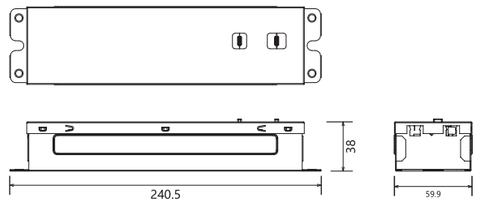

3. SN100B

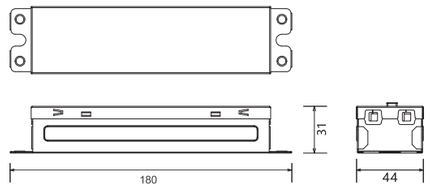

Product Selection Sable

SN Series ▸

T	A	B				
12V auxiliary power supply	√					
No auxiliary power supply		√				
T	**A**	**B**	**C**	**D**	**E**	**F**
No DIP switch	√					
Power adjustment via driver		√				
Color temperature adjustment via driver			√			
Power and color temperature adjustment via driver				√		
External power selection, Internal color temperature selection					√	
External power selection						√
T	**A**	**B**				
With light control	√					
Without light control		√				
T	**A**	**B**				
Encapsulated with black adhesive	√					
Encapsulated with A/B adhesive		√				

SK Series ▸

T	A	B		
120-277V	√			
120-347V		√		
T	**A**	**B**	**C**	
12V auxiliary power supply	√			
24V auxiliary power supply		√		
No auxiliary power supply			√	
T	**A**	**B**	**C**	**D**
No DIP switch	√			
Power adjustment		√		
Color temperature adjustment			√	
Power and color temperature adjustment				√
T	**A**	**B**		
Encapsulated with black adhesive	√			
Encapsulated with A/B adhesive		√		

Product Coding

EU Market Product Coding

XZ – QR 40 B – 420 XXX T

- Abbreviation of Xiezhen
- Series No without exact meaning
- Output consumption
  08=8W series 40=40W series
- Power factor
  B=high PF D=low PF
- Output voltage
  300=30V 420=42V
- Output current
  "XXX": 006=60mA "XXX": 010=100mA "XXX": 105=1050mA
- DIP switch
  A: without DIP switch B: with DIP switch

RD – C CC B – 21 230 300 – 500 DIP – FV1

- ID: Innova driver
  RD: Relia driver
- L: Linear
  C: Compact
  R: Round
  S: Special
- CC: Constant current
  CV: Constant voltage
- I: Independent
  B: Built-in
- Wattage
- Input voltage
- Min output current
- Max output current
- DALI: Dali function
  NFC: Nfc function
  DALI NFC: Dali+Nfc function
  0-10V: 0-10V dimming
  TRIAC: Triac dimming
  BLANK: No function
- F: Flicker free
  V1: Version 1

US Market Product Coding

XZ – PB 50 B – YYY XXX – VVV WWW – T – T

- Abbreviation of Xiezhen
- Series No. without exact meaning
- Output consumption
  08=8W series 40=40W series
- Power factor
  B=high PF D=low PF
- Output voltage
  300=30V 420=42V
- Output current
  "XXX": 006=60mA "XXX": 010=100mA "XXX": 105=1050mA
- Second option output current by DIP switch
  "VVV": 006=60mA "VVV": 010=100mA "VVV": 105=1050mA
- Third option output current by DIP switch
  "WWW": 006=60mA "WWW": 010=100mA "WWW": 105=1050mA
- L=input with wires
  I=input with terminal
- Product type: "T"=A,B,C,D
  "T"=A no DIP switch function "T"=B DIP switch function only for current
  "T"=C DIP switch function only for color temperature "T"=D DIP switch function both for current and color temperature

XZ – SR XX B – YYY XXX – VVV WWW – T T T T

- Abbreviation of Xiezhen
- Series No without exact meaning
- Output consumption
  08=8W series 40=40W series
- Power factor
  B=high PF D=low PF
- Output voltage
  300=30V 420=42V
- First option output current by DIP switch
  "XXX": 006=60mA "XXX": 010=100mA "XXX": 105=1050mA
- Second option output current by DIP switch
  "VVV": 006=60mA "VVV": 010=100mA "VVV": 105=1050mA
- Third option output current by DIP switch
  "WWW": 006=60mA "WWW": 010=100mA "WWW": 105=1050mA
- Input voltage
  A: 120-277V B: 120-347V
- Auxiliary power
  A: 12V B: 24V C: NO
- Product type: "T"=A,B,C,D,E,F
  "T"=A no DIP switch function "T"=B DIP switch function only for current "T"=C DIP switch function only for color temperature
  "T"=D DIP switch function both for current and color temperature "T"=E External DIP switch current and built-in color temperature "T"=F External DIP switch current
- Meaning of A,B
  A: Led driver with housing B: Led driver board only without housing